

Daily Summary for Amman Stock Exchange

VALUE TRADED (JD)

	2025	2026	NET CHANGE	CHANGE (%)
Daily	9,505,879	9,717,899	212,020	2.23%
Cumulative (1/7-6/7)	47,531,001	45,981,562	-1,549,439	-3.26%
Cumulative (4/1-6/7)	901,383,668	1,683,130,222	781,746,554	86.73%

NO. OF SHARES TRADED

	2025	2026	NET CHANGE	CHANGE (%)
Daily	3,420,611	4,914,405	1,493,794	43.67%
Cumulative (1/7-6/7)	14,972,331	20,225,193	5,252,862	35.08%
Cumulative (4/1-6/7)	441,231,671	577,599,290	136,367,619	30.91%

NO. OF TRANSACTIONS

	2025	2026	NET CHANGE	CHANGE (%)
Daily	3,699	3,213	-486	-13.14%
Cumulative (1/7-6/7)	14,232	15,922	1,690	11.87%
Cumulative (4/1-6/7)	289,502	477,943	188,441	65.09%

SOME FINANCIAL RATIOS FOR THE ASE (6/7/2026)

SECTOR	P/E	P/BV	DIVIDEND YIELD (%)	TURNOVER (%)
FINANCIAL	9.562	0.982	4.990	0.086
SERVICES	12.957	1.474	4.841	0.024
INDUSTRY	14.749	2.627	5.284	0.088
OVERALL	11.405	1.458	5.241	0.075

ASE GENERAL FREE FLOAT WEIGHTED INDEX ASEGI (1999=1000)

	SUNDAY 05/07/2026	MONDAY 06/07/2026	% CHANGE	
			DAY BEFORE	YTD
GENERAL INDEX ASEGI	3852.0	3858.7	0.17%	6.84%
FINANCIAL	3789.4	3799.7	0.27%	0.64%
SERVICES	2604.8	2593.3	-0.44%	19.38%
INDUSTRY	9538.7	9606.3	0.71%	8.27%

ASE FREE FLOAT WEIGHTED INDEX ASE20 (2014=1000)

	2105.2	2108.9	0.18%	6.58%
--	--------	--------	-------	-------

TOTAL RETURN INDEX ASETR (2021=1074)

	2912.6	2917.7	0.18%	12.13%
--	--------	--------	-------	--------

ASE WEIGHTED INDEX (1991=1000)

	SUNDAY 05/07/2026	MONDAY 06/07/2026	% CHANGE	
			DAY BEFORE	YTD
GENERAL	7466.5	7500.8	0.46%	6.30%
BANKS	9683.1	9701.4	0.19%	2.73%
INSURANCE	1975.4	1958.1	-0.87%	9.81%
SERVICES	1138.7	1142.9	0.37%	5.07%
INDUSTRY	12438.3	12533.2	0.76%	9.91%

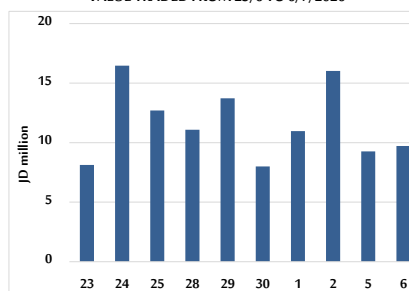
MARKET INDICES WEIGHTED BY FREE FLOAT MARKET CAP. (2012=1000)

	SUNDAY 05/07/2026	MONDAY 06/07/2026	% CHANGE	
			DAY BEFORE	YTD
FIRST MARKET	2177.8	2181.5	0.17%	6.95%
SECOND MARKET	1043.8	1046.1	0.22%	2.32%

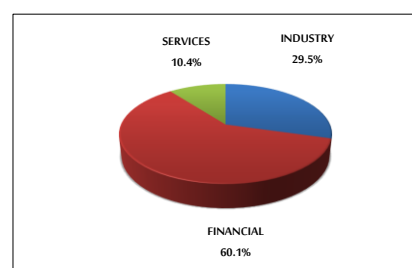
MARKET CAPITALIZATION (JD)

	27,791,063,571	27,912,502,810	0.44%	5.36%
--	----------------	----------------	-------	-------

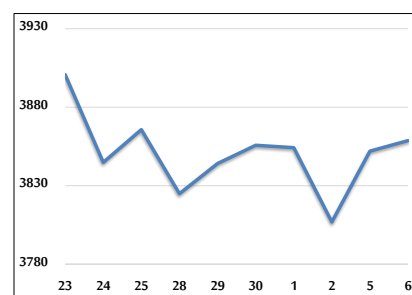
VALUE TRADED FROM 23/6 TO 6/7/2026



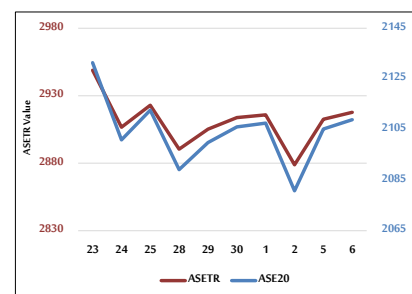
VALUE TRADED BY SECTOR MONDAY 6/7/2026



ASE GENERAL FREE FLOAT WEIGHTED INDEX 23/6 TO 6/7/2026



ASE20 INDEX & ASETR INDEX FROM 23/6 TO 6/7/2026



ASE WEIGHTED INDEX FROM 23/6 TO 6/7/2026

