

### Daily Summary for Amman Stock Exchange

VALUE TRADED (JD)

	2025	2026	NET CHANGE	CHANGE (%)
Daily	9,854,413	14,612,751	4,758,338	48.29%
Cumulative (3/5-14/5)	100,213,784	135,246,045	35,032,261	34.96%
Cumulative (4/1-14/5)	604,883,862	1,130,392,393	525,508,531	86.88%

NO. OF SHARES TRADED

	2025	2026	NET CHANGE	CHANGE (%)
Daily	4,555,903	6,855,854	2,299,951	50.48%
Cumulative (3/5-14/5)	51,205,164	64,487,470	13,282,306	25.94%
Cumulative (4/1-14/5)	316,838,302	401,291,758	84,453,456	26.66%

NO. OF TRANSACTIONS

	2025	2026	NET CHANGE	CHANGE (%)
Daily	3,878	5,019	1,141	29.42%
Cumulative (3/5-14/5)	31,593	44,624	13,031	41.25%
Cumulative (4/1-14/5)	200,310	322,086	121,776	60.79%

SOME FINANCIAL RATIOS FOR THE ASE (14/5/2026)

SECTOR	P/E	P/BV	DIVIDEND YIELD (%)	TURNOVER (%)
FINANCIAL	9.389	0.962	5.080	0.093
SERVICES	13.324	1.515	4.707	0.074
INDUSTRY	15.995	2.849	4.872	0.219
OVERALL	11.790	1.493	5.072	0.107

ASE GENERAL FREE FLOAT WEIGHTED INDEX ASEGI (1999=1000)

	WEDNESDAY 13/05/2026	THURSDAY 14/05/2026	% CHANGE	
			DAY BEFORE	YTD
GENERAL INDEX ASEGI	3898.1	3905.3	0.18%	8.13%
FINANCIAL	3756.3	3758.1	0.05%	-0.46%
SERVICES	2649.0	2656.7	0.29%	22.30%
INDUSTRY	10217.2	10276.4	0.58%	15.82%

ASE FREE FLOAT WEIGHTED INDEX ASE20 (2014=1000)

	2127.9	2131.6	0.17%	7.73%
--	--------	--------	-------	-------

TOTAL RETURN INDEX ASETR (2021=1074)

	2944.1	2949.2	0.17%	13.34%
--	--------	--------	-------	--------

ASE WEIGHTED INDEX (1991=1000)

	WEDNESDAY 13/05/2026	THURSDAY 14/05/2026	% CHANGE	
			DAY BEFORE	YTD
GENERAL	7705.1	7747.4	0.55%	9.80%
BANKS	9483.2	9508.4	0.27%	0.69%
INSURANCE	1914.1	1929.8	0.82%	8.22%
SERVICES	1161.4	1162.8	0.12%	6.89%
INDUSTRY	13482.3	13598.4	0.86%	19.25%

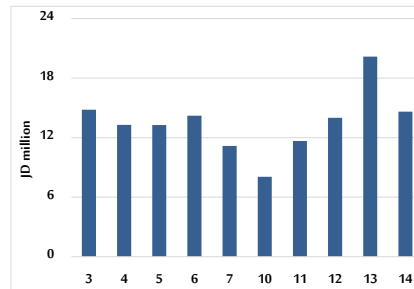
MARKET INDICES WEIGHTED BY FREE FLOAT MARKET CAP. (2012=1000)

	WEDNESDAY 13/05/2026	THURSDAY 14/05/2026	% CHANGE	
			DAY BEFORE	YTD
FIRST MARKET	2202.1	2206.6	0.21%	8.18%
SECOND MARKET	1040.0	1040.1	0.00%	1.73%

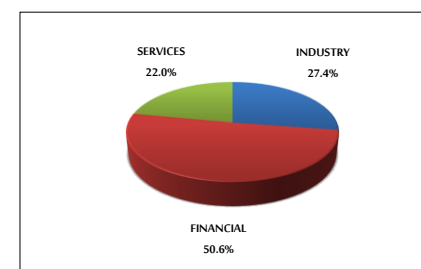
MARKET CAPITALIZATION (JD)

	28,839,617,322	28,993,217,160	0.53%	9.44%
--	----------------	----------------	-------	-------

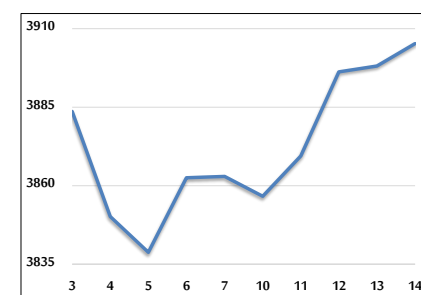
VALUE TRADED FROM 3/5 TO 14/5/2026



VALUE TRADED BY SECTOR THURSDAY 14/5/2026



ASE GENERAL FREE FLOAT WEIGHTED INDEX 3/5 TO 14/5/2026



ASE20 INDEX & ASETR INDEX FROM 3/5 TO 14/5/2026



ASE WEIGHTED INDEX FROM 3/5 TO 14/5/2026

