SUNDAY 17/5/2026

Daily Summary for Amman Stock Exchange

VALUE TRADED (JD)

	2025	2026	NET CHANGE	CHANGE (%)
Daily	10,177,288	15,946,973	5,769,685	56.69%
Cumulative (3/5-17/5)	110,391,072	151,193,018	40,801,946	36.96%
Cumulative (4/1-17/5)	615,061,150	1,146,339,366	531,278,216	86.38%

NO. OF SHARES TRADED

	2025	2026	NET CHANGE	CHANGE (%)
Daily	4,666,126	6,653,628	1,987,502	42.59%
Cumulative (3/5-17/5)	55,871,290	71,141,098	15,269,808	27.33%
Cumulative (4/1-17/5)	321,504,428	407,945,386	86,440,958	26.89%

NO. OF TRANSACTIONS

	2025	2026	NET CHANGE	CHANGE (%)
Daily	3,774	4,916	1,142	30.26%
Cumulative (3/5-17/5)	35,367	49,540	14,173	40.07%
Cumulative (4/1-17/5)	204,084	327,002	122,918	60.23%

SOME FINANCIAL RATIOS FOR THE ASE (17/5/2026)

SECTOR	P/E	P/BV	DIVIDEND YIELD (%)	TURNOVER (%)
FINANCIAL	9.456	0.969	5.044	0.079
SERVICES	13.459	1.531	4.660	0.140
INDUSTRY	15.996	2.850	4.872	0.177
OVERALL	11.843	1.500	5.050	0.104

ASE GENERAL FREE FLOAT WEIGHTED INDEX ASEGI (1999=1000)

	THURSDAY 14/05/2026	SUNDAY 17/05/2026	% CHANGE	
			DAY BEFORE	YTD
GENERAL INDEX ASEGI	3905.3	3935.9	0.79%	8.98%
FINANCIAL	3758.1	3772.5	0.38%	-0.08%
SERVICES	2656.7	2705.3	1.83%	24.53%
INDUSTRY	10276.4	10296.3	0.19%	16.04%

ASE FREE FLOAT WEIGHTED INDEX ASE20 (2014=1000)

	2131.6	2147.9	0.76%	8.55%

TOTAL RETURN INDEX ASETR (2021=1074)

	2949.2	2971.7	0.76%	14.20%

ASE WEIGHTED INDEX (1991=1000)

	THURSDAY 14/05/2026	SUNDAY 17/05/2026	% CHANGE	
			DAY BEFORE	YTD
GENERAL	7747.4	7782.4	0.45%	10.29%
BANKS	9508.4	9583.5	0.79%	1.48%
INSURANCE	1929.8	1927.3	-0.13%	8.08%
SERVICES	1162.8	1163.8	0.09%	7.00%
INDUSTRY	13598.4	13633.2	0.26%	19.56%

MARKET INDICES WEIGHTED BY FREE FLOAT MARKET CAP. (2012=1000)

	THURSDAY 14/05/2026	SUNDAY 17/05/2026	% CHANGE	
			DAY BEFORE	YTD
FIRST MARKET	2206.6	2224.7	0.82%	9.06%
SECOND MARKET	1040.1	1037.0	-0.30%	1.43%

MARKET CAPITALIZATION (JD)

	28,993,217,160	29,117,091,607	0.43%	9.90%

VALUE TRADED FROM 4/5 TO 17/5/2026

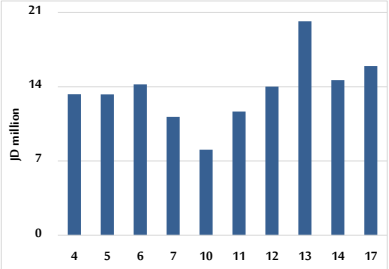

VALUE TRADED BY SECTOR SUNDAY 17/5/2026

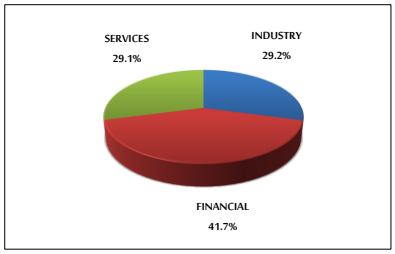

ASE GENERAL FREE FLOAT WEIGHTED INDEX 4/5 TO 17/5/2026

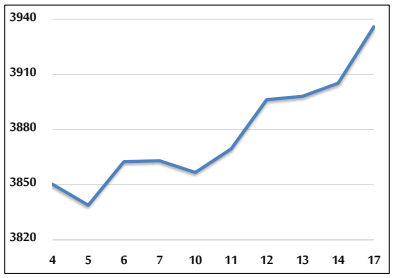

ASE20 INDEX & ASETR INDEX FROM 4/5 TO 17/5/2026

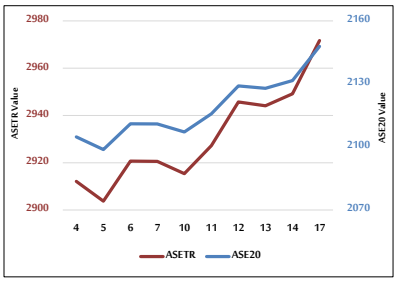
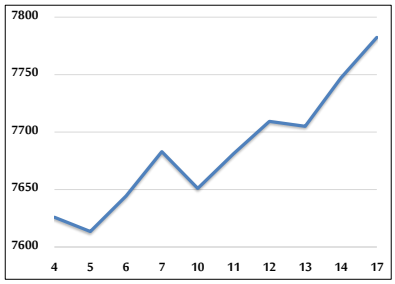
ASE WEIGHTED INDEX FROM 4/5 TO 17/5/2026