

Daily Summary for Amman Stock Exchange

VALUE TRADED (JD)

	2025	2026	NET CHANGE	CHANGE (%)
Daily	8,611,918	17,909,918	9,298,000	107.97%
Cumulative (1/4-14/4)	74,842,612	144,245,313	69,402,701	92.73%
Cumulative (4/1-14/4)	440,087,910	794,021,125	353,933,215	80.42%

NO. OF SHARES TRADED

	2025	2026	NET CHANGE	CHANGE (%)
Daily	3,283,359	5,052,904	1,769,545	53.89%
Cumulative (1/4-14/4)	34,923,189	37,065,630	2,142,441	6.13%
Cumulative (4/1-14/4)	230,833,088	272,065,923	41,232,835	17.86%

NO. OF TRANSACTIONS

	2025	2026	NET CHANGE	CHANGE (%)
Daily	2,235	4,549	2,314	103.53%
Cumulative (1/4-14/4)	22,025	34,564	12,539	56.93%
Cumulative (4/1-14/4)	147,176	226,275	79,099	53.74%

SOME FINANCIAL RATIOS FOR THE ASE (14/4/2026)

SECTOR	P/E	P/BV	DIVIDEND YIELD (%)	TURNOVER (%)
FINANCIAL	9.187	0.931	4.861	0.055
SERVICES	14.300	1.417	5.015	0.115
INDUSTRY	16.180	2.818	4.118	0.141
OVERALL	11.784	1.456	4.656	0.078

ASE GENERAL FREE FLOAT WEIGHTED INDEX ASEGI (1999=1000)

	MONDAY 13/04/2026	TUESDAY 14/04/2026	% CHANGE	
			DAY BEFORE	YTD
GENERAL INDEX ASEGI	3698.5	3723.5	0.68%	3.10%
FINANCIAL	3643.4	3647.0	0.10%	-3.41%
SERVICES	2362.9	2393.6	1.30%	10.19%
INDUSTRY	9949.9	10100.0	1.51%	13.83%

ASE FREE FLOAT WEIGHTED INDEX ASE20 (2014=1000)

	2025.3	2037.9	0.62%	3.00%
--	--------	--------	-------	-------

TOTAL RETURN INDEX ASETR (2021=1074)

	2704.7	2721.6	0.62%	4.59%
--	--------	--------	-------	-------

ASE WEIGHTED INDEX (1991=1000)

	MONDAY 13/04/2026	TUESDAY 14/04/2026	% CHANGE	
			DAY BEFORE	YTD
GENERAL	7492.0	7553.2	0.82%	7.05%
BANKS	9242.4	9230.4	-0.13%	-2.26%
INSURANCE	1817.2	1821.8	0.25%	2.16%
SERVICES	1121.4	1120.1	-0.12%	2.97%
INDUSTRY	13115.2	13349.6	1.79%	17.07%

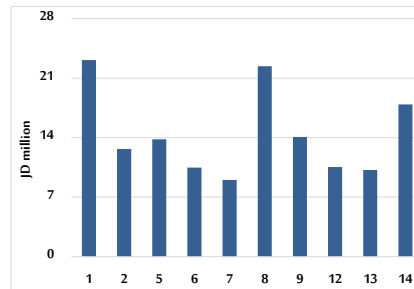
MARKET INDICES WEIGHTED BY FREE FLOAT MARKET CAP. (2012=1000)

	MONDAY 13/04/2026	TUESDAY 14/04/2026	% CHANGE	
			DAY BEFORE	YTD
FIRST MARKET	2095.8	2109.5	0.65%	3.42%
SECOND MARKET	962.4	968.3	0.61%	-5.29%

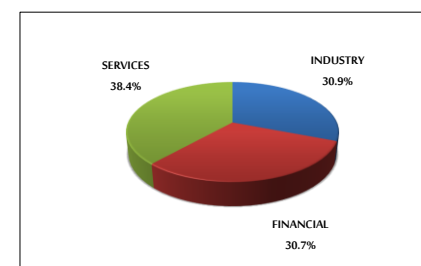
MARKET CAPITALIZATION (JD)

	28,072,050,044	28,288,732,094	0.77%	6.78%
--	----------------	----------------	-------	-------

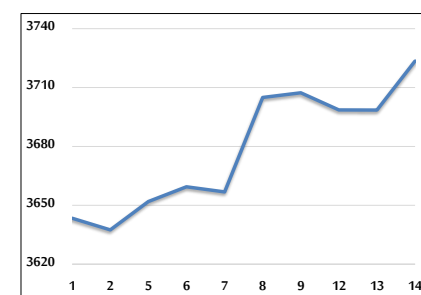
VALUE TRADED FROM 1/4 TO 14/4/2026



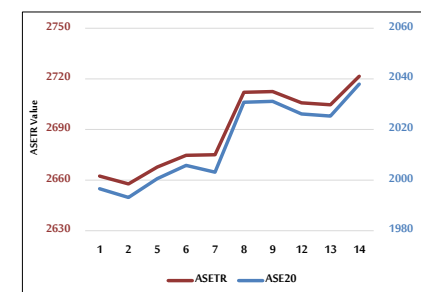
VALUE TRADED BY SECTOR TUESDAY 14/4/2026



ASE GENERAL FREE FLOAT WEIGHTED INDEX 1/4 TO 14/4/2026



ASE20 INDEX & ASETR INDEX FROM 1/4 TO 14/4/2026



ASE WEIGHTED INDEX FROM 1/4 TO 14/4/2026

