

Daily Summary for Amman Stock Exchange

VALUE TRADED (JD)

	2025	2026	NET CHANGE	CHANGE (%)
Daily	6,753,503	14,855,995	8,102,492	119.97%
Cumulative (1/4-21/4)	111,012,789	242,951,299	131,938,510	118.85%
Cumulative (4/1-21/4)	476,258,087	892,727,111	416,469,024	87.45%

NO. OF SHARES TRADED

	2025	2026	NET CHANGE	CHANGE (%)
Daily	3,948,400	4,295,158	346,758	8.78%
Cumulative (1/4-21/4)	54,431,151	64,807,473	10,376,322	19.06%
Cumulative (4/1-21/4)	250,341,050	299,807,766	49,466,716	19.76%

NO. OF TRANSACTIONS

	2025	2026	NET CHANGE	CHANGE (%)
Daily	2,317	3,745	1,428	61.63%
Cumulative (1/4-21/4)	32,733	57,402	24,669	75.36%
Cumulative (4/1-21/4)	157,884	249,113	91,229	57.78%

SOME FINANCIAL RATIOS FOR THE ASE (21/4/2026)

SECTOR	P/E	P/BV	DIVIDEND YIELD (%)	TURNOVER (%)
FINANCIAL	9.326	0.945	5.158	0.048
SERVICES	14.965	1.483	4.806	0.089
INDUSTRY	16.408	2.858	4.061	0.124
OVERALL	12.011	1.484	4.733	0.066

ASE GENERAL FREE FLOAT WEIGHTED INDEX ASEGI (1999=1000)

	MONDAY 20/04/2026	TUESDAY 21/04/2026	% CHANGE	
			DAY BEFORE	YTD
GENERAL INDEX ASEGI	3818.4	3818.7	0.01%	5.73%
FINANCIAL	3669.2	3677.9	0.24%	-2.59%
SERVICES	2534.7	2551.5	0.66%	17.45%
INDUSTRY	10425.5	10246.8	-1.71%	15.48%

ASE FREE FLOAT WEIGHTED INDEX ASE20 (2014=1000)

	2090.5	2091.4	0.04%	5.70%
--	--------	--------	-------	-------

TOTAL RETURN INDEX ASETR (2021=1074)

	2796.5	2819.1	0.81%	8.34%
--	--------	--------	-------	-------

ASE WEIGHTED INDEX (1991=1000)

	MONDAY 20/04/2026	TUESDAY 21/04/2026	% CHANGE	
			DAY BEFORE	YTD
GENERAL	7755.7	7699.2	-0.73%	9.11%
BANKS	9309.3	9377.3	0.73%	-0.70%
INSURANCE	1832.6	1831.3	-0.07%	2.70%
SERVICES	1139.3	1150.2	0.95%	5.74%
INDUSTRY	13933.0	13626.6	-2.20%	19.50%

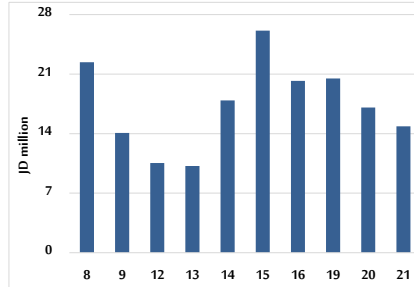
MARKET INDICES WEIGHTED BY FREE FLOAT MARKET CAP. (2012=1000)

	MONDAY 20/04/2026	TUESDAY 21/04/2026	% CHANGE	
			DAY BEFORE	YTD
FIRST MARKET	2163.5	2164.1	0.03%	6.09%
SECOND MARKET	978.3	979.4	0.11%	-4.21%

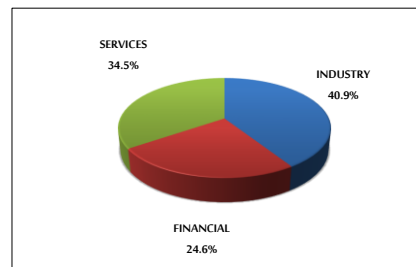
MARKET CAPITALIZATION (JD)

	29,004,364,734	28,803,154,229	-0.69%	8.72%
--	----------------	----------------	--------	-------

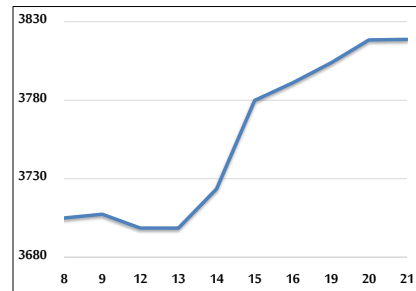
VALUE TRADED FROM 8/4 TO 21/4/2026



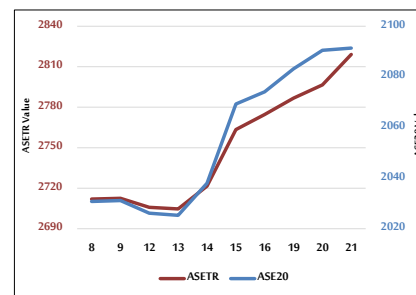
VALUE TRADED BY SECTOR TUESDAY 21/4/2026



ASE GENERAL FREE FLOAT WEIGHTED INDEX 8/4 TO 21/4/2026



ASE20 INDEX & ASETR INDEX FROM 8/4 TO 21/4/2026



ASE WEIGHTED INDEX FROM 8/4 TO 21/4/2026

