

## Daily Summary for Amman Stock Exchange

### VALUE TRADED (JD)

	2025	2026	NET CHANGE	CHANGE (%)
Daily	6,037,910	20,480,862	14,442,952	239.20%
Cumulative (1/4-19/4)	98,035,733	211,030,511	112,994,778	115.26%
Cumulative (4/1-19/4)	463,281,031	860,806,323	397,525,292	85.81%

### NO. OF SHARES TRADED

	2025	2026	NET CHANGE	CHANGE (%)
Daily	2,792,257	4,667,212	1,874,955	67.15%
Cumulative (1/4-19/4)	46,643,052	55,660,434	9,017,382	19.33%
Cumulative (4/1-19/4)	242,552,951	290,660,727	48,107,776	19.83%

### NO. OF TRANSACTIONS

	2025	2026	NET CHANGE	CHANGE (%)
Daily	1,815	4,553	2,738	150.85%
Cumulative (1/4-19/4)	28,174	50,402	22,228	78.90%
Cumulative (4/1-19/4)	153,325	242,113	88,788	57.91%

### SOME FINANCIAL RATIOS FOR THE ASE (19/4/2026)

SECTOR	P/E	P/BV	DIVIDEND YIELD (%)	TURNOVER (%)
FINANCIAL	9.219	0.934	4.844	0.044
SERVICES	14.741	1.460	4.864	0.099
INDUSTRY	16.890	2.941	3.945	0.172
OVERALL	12.096	1.494	4.536	0.072

### ASE GENERAL FREE FLOAT WEIGHTED INDEX ASEGI (1999=1000)

	THURSDAY 16/04/2026	SUNDAY 19/04/2026	% CHANGE	
			DAY BEFORE	YTD
GENERAL INDEX ASEGI	3791.1	3803.7	0.33%	5.32%
FINANCIAL	3657.7	3660.3	0.07%	-3.05%
SERVICES	2505.0	2507.9	0.12%	15.45%
INDUSTRY	10308.1	10445.2	1.33%	17.72%

### ASE FREE FLOAT WEIGHTED INDEX ASE20 (2014=1000)

	2074.1	2083.2	0.44%	5.28%
--	--------	--------	-------	-------

### TOTAL RETURN INDEX ASETR (2021=1074)

	2774.6	2786.7	0.44%	7.09%
--	--------	--------	-------	-------

### ASE WEIGHTED INDEX (1991=1000)

	THURSDAY 16/04/2026	SUNDAY 19/04/2026	% CHANGE	
			DAY BEFORE	YTD
GENERAL	7676.8	7753.2	1.00%	9.88%
BANKS	9245.6	9259.3	0.15%	-1.95%
INSURANCE	1842.3	1836.0	-0.34%	2.96%
SERVICES	1139.7	1134.0	-0.49%	4.26%
INDUSTRY	13724.2	13994.2	1.97%	22.72%

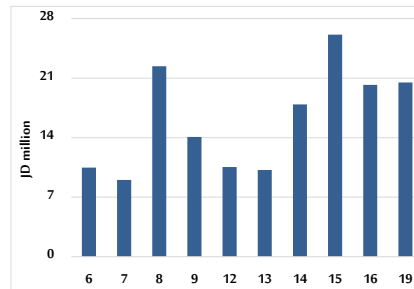
### MARKET INDICES WEIGHTED BY FREE FLOAT MARKET CAP. (2012=1000)

	THURSDAY 16/04/2026	SUNDAY 19/04/2026	% CHANGE	
			DAY BEFORE	YTD
FIRST MARKET	2147.0	2155.1	0.38%	5.65%
SECOND MARKET	976.6	974.6	-0.20%	-4.67%

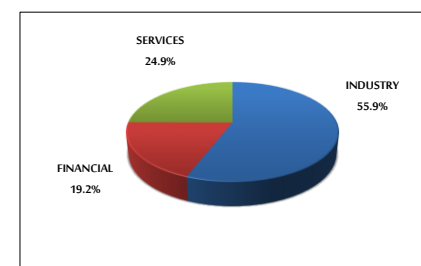
### MARKET CAPITALIZATION (JD)

	28,724,046,989	28,994,168,010	0.94%	9.44%
--	----------------	----------------	-------	-------

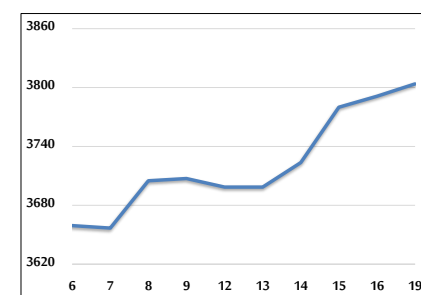
### VALUE TRADED FROM 6/4 TO 19/4/2026



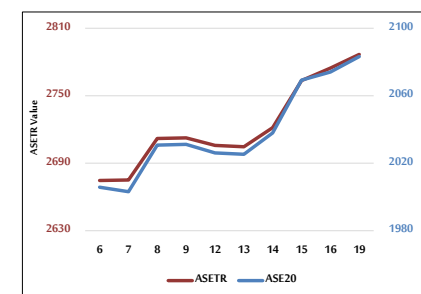
### VALUE TRADED BY SECTOR SUNDAY 19/4/2026



### ASE GENERAL FREE FLOAT WEIGHTED INDEX 6/4 TO 19/4/2026



### ASE20 INDEX & ASETR INDEX FROM 6/4 TO 19/4/2026



### ASE WEIGHTED INDEX FROM 6/4 TO 19/4/2026

