

Daily Summary for Amman Stock Exchange

VALUE TRADED (JD)

	2025	2026	NET CHANGE	CHANGE (%)
Daily	6,815,539	20,198,811	13,383,272	196.36%
Cumulative (1/4-16/4)	91,997,823	190,549,649	98,551,826	107.12%
Cumulative (4/1-16/4)	457,243,121	840,325,461	383,082,340	83.78%

NO. OF SHARES TRADED

	2025	2026	NET CHANGE	CHANGE (%)
Daily	2,559,464	6,923,945	4,364,481	170.52%
Cumulative (1/4-16/4)	43,850,795	50,993,222	7,142,427	16.29%
Cumulative (4/1-16/4)	239,760,694	285,993,515	46,232,821	19.28%

NO. OF TRANSACTIONS

	2025	2026	NET CHANGE	CHANGE (%)
Daily	2,038	5,644	3,606	176.94%
Cumulative (1/4-16/4)	26,359	45,849	19,490	73.94%
Cumulative (4/1-16/4)	151,510	237,560	86,050	56.79%

SOME FINANCIAL RATIOS FOR THE ASE (16/4/2026)

SECTOR	P/E	P/BV	DIVIDEND YIELD (%)	TURNOVER (%)
FINANCIAL	9.210	0.933	4.849	0.059
SERVICES	14.763	1.463	4.857	0.118
INDUSTRY	16.558	2.884	4.024	0.326
OVERALL	11.976	1.480	4.581	0.107

ASE GENERAL FREE FLOAT WEIGHTED INDEX ASEGI (1999=1000)

	WEDNESDAY 15/04/2026	THURSDAY 16/04/2026	% CHANGE	
			DAY BEFORE	YTD
GENERAL INDEX ASEGI	3779.9	3791.1	0.30%	4.97%
FINANCIAL	3657.3	3657.7	0.01%	-3.12%
SERVICES	2484.4	2505.0	0.83%	15.31%
INDUSTRY	10271.6	10308.1	0.35%	16.18%

ASE FREE FLOAT WEIGHTED INDEX ASE20 (2014=1000)

	2069.3	2074.1	0.23%	4.82%
--	--------	--------	-------	-------

TOTAL RETURN INDEX ASETR (2021=1074)

	2763.4	2774.6	0.40%	6.63%
--	--------	--------	-------	-------

ASE WEIGHTED INDEX (1991=1000)

	WEDNESDAY 15/04/2026	THURSDAY 16/04/2026	% CHANGE	
			DAY BEFORE	YTD
GENERAL	7660.6	7676.8	0.21%	8.80%
BANKS	9241.9	9245.6	0.04%	-2.10%
INSURANCE	1829.2	1842.3	0.72%	3.31%
SERVICES	1141.3	1139.7	-0.14%	4.77%
INDUSTRY	13670.1	13724.2	0.40%	20.36%

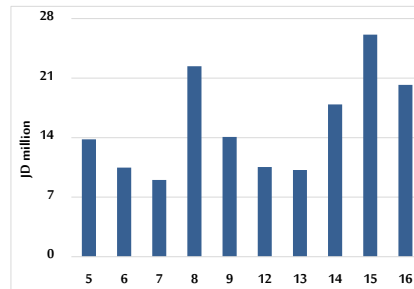
MARKET INDICES WEIGHTED BY FREE FLOAT MARKET CAP. (2012=1000)

	WEDNESDAY 15/04/2026	THURSDAY 16/04/2026	% CHANGE	
			DAY BEFORE	YTD
FIRST MARKET	2142.2	2147.0	0.23%	5.26%
SECOND MARKET	972.9	976.6	0.38%	-4.48%

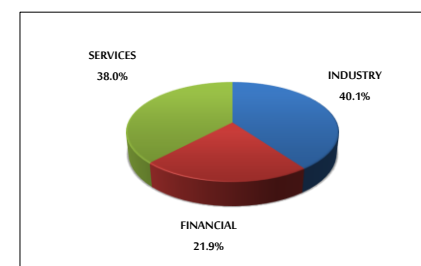
MARKET CAPITALIZATION (JD)

	28,666,119,620	28,724,046,989	0.20%	8.42%
--	----------------	----------------	-------	-------

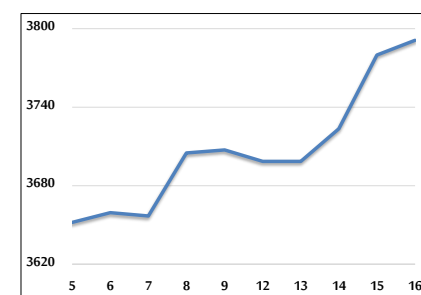
VALUE TRADED FROM 5/4 TO 16/4/2026



VALUE TRADED BY SECTOR THURSDAY 16/4/2026



ASE GENERAL FREE FLOAT WEIGHTED INDEX 5/4 TO 16/4/2026



ASE20 INDEX & ASETR INDEX FROM 5/4 TO 16/4/2026



ASE WEIGHTED INDEX FROM 5/4 TO 16/4/2026

