

Daily Summary for Amman Stock Exchange

VALUE TRADED (JD)

	2025	2026	NET CHANGE	CHANGE (%)
Daily	-	23,989,605	-	-
Cumulative (1/3-30/3)	104,622,869	232,966,154	128,343,285	122.67%
Cumulative (4/1-30/3)	359,632,691	629,562,535	269,929,844	75.06%

NO. OF SHARES TRADED

	2025	2026	NET CHANGE	CHANGE (%)
Daily	-	4,125,891	-	-
Cumulative (1/3-30/3)	56,054,176	59,709,115	3,654,939	6.52%
Cumulative (4/1-30/3)	193,490,126	231,078,181	37,588,055	19.43%

NO. OF TRANSACTIONS

	2025	2026	NET CHANGE	CHANGE (%)
Daily	-	4,095	-	-
Cumulative (1/3-30/3)	33,845	51,574	17,729	52.38%
Cumulative (4/1-30/3)	123,198	188,083	64,885	52.67%

SOME FINANCIAL RATIOS FOR THE ASE (30/3/2026)

SECTOR	P/E	P/BV	DIVIDEND YIELD (%)	TURNOVER (%)
FINANCIAL	9.006	0.907	4.656	0.034
SERVICES	13.934	1.407	4.951	0.103
INDUSTRY	15.850	2.972	4.046	0.156
OVERALL	11.583	1.449	4.510	0.064

ASE GENERAL FREE FLOAT WEIGHTED INDEX ASEGI (1999=1000)

	SUNDAY 29/03/2026	MONDAY 30/03/2026	% CHANGE	
			DAY BEFORE	YTD
GENERAL INDEX ASEGI	3630.0	3639.7	0.27%	0.78%
FINANCIAL	3596.9	3593.2	-0.10%	-4.83%
SERVICES	2300.2	2296.0	-0.18%	5.70%
INDUSTRY	9775.0	9973.0	2.03%	12.40%

ASE FREE FLOAT WEIGHTED INDEX ASE20 (2014=1000)

	1987.7	1993.5	0.29%	0.75%
--	--------	--------	-------	-------

TOTAL RETURN INDEX ASETR (2021=1074)

	2648.9	2656.7	0.29%	2.10%
--	--------	--------	-------	-------

ASE WEIGHTED INDEX (1991=1000)

	SUNDAY 29/03/2026	MONDAY 30/03/2026	% CHANGE	
			DAY BEFORE	YTD
GENERAL	7363.7	7430.3	0.90%	5.30%
BANKS	9063.8	9037.7	-0.29%	-4.30%
INSURANCE	1830.6	1829.8	-0.04%	2.61%
SERVICES	1117.9	1111.6	-0.57%	2.19%
INDUSTRY	12873.2	13158.0	2.21%	15.39%

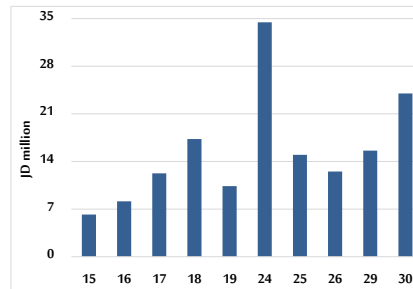
MARKET INDICES WEIGHTED BY FREE FLOAT MARKET CAP. (2012=1000)

	SUNDAY 29/03/2026	MONDAY 30/03/2026	% CHANGE	
			DAY BEFORE	YTD
FIRST MARKET	2058.5	2064.0	0.26%	1.19%
SECOND MARKET	956.6	952.0	-0.48%	-6.88%

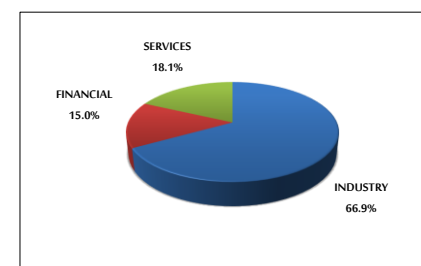
MARKET CAPITALIZATION (JD)

	27,543,585,454	27,783,092,899	0.87%	4.87%
--	----------------	----------------	-------	-------

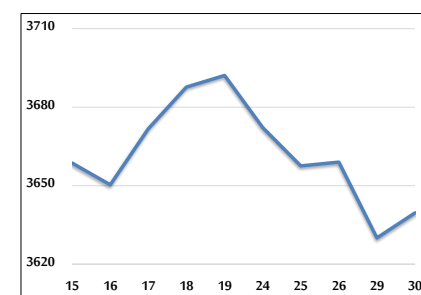
VALUE TRADED FROM 15/3 TO 30/3/2026



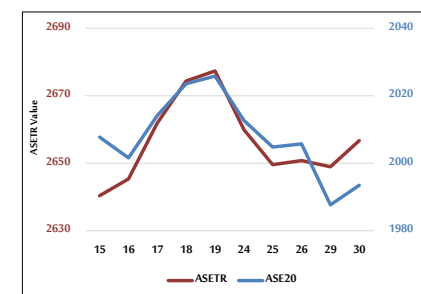
VALUE TRADED BY SECTOR MONDAY 30/3/2026



ASE GENERAL FREE FLOAT WEIGHTED INDEX 15/3 TO 30/3/2026



ASE20 INDEX & ASETR INDEX FROM 15/3 TO 30/3/2026



ASE WEIGHTED INDEX FROM 15/3 TO 30/3/2026

