

Daily Summary for Amman Stock Exchange

VALUE TRADED (JD)

	2025	2026	NET CHANGE	CHANGE (%)
Daily	7,793,810	15,589,565	7,795,755	100.02%
Cumulative (1/3-29/3)	104,622,869	208,976,549	104,353,680	99.74%
Cumulative (4/1-29/3)	359,632,691	605,572,930	245,940,239	68.39%

NO. OF SHARES TRADED

	2025	2026	NET CHANGE	CHANGE (%)
Daily	3,775,147	3,833,695	58,548	1.55%
Cumulative (1/3-29/3)	56,054,176	55,583,224	-470,952	-0.84%
Cumulative (4/1-29/3)	193,490,126	226,952,290	33,462,164	17.29%

NO. OF TRANSACTIONS

	2025	2026	NET CHANGE	CHANGE (%)
Daily	2,577	2,957	380	14.75%
Cumulative (1/3-29/3)	33,845	47,479	13,634	40.28%
Cumulative (4/1-29/3)	123,198	183,988	60,790	49.34%

SOME FINANCIAL RATIOS FOR THE ASE (29/3/2026)

SECTOR	P/E	P/BV	DIVIDEND YIELD (%)	TURNOVER (%)
FINANCIAL	9.033	0.910	4.650	0.044
SERVICES	13.962	1.409	4.941	0.059
INDUSTRY	15.498	2.909	4.138	0.134
OVERALL	11.479	1.436	4.555	0.059

ASE GENERAL FREE FLOAT WEIGHTED INDEX ASEGI (1999=1000)

	THURSDAY 26/03/2026	SUNDAY 29/03/2026	% CHANGE	
			DAY BEFORE	YTD
GENERAL INDEX ASEGI	3659.0	3630.0	-0.79%	0.51%
FINANCIAL	3652.8	3596.9	-1.53%	-4.73%
SERVICES	2300.1	2300.2	0.00%	5.89%
INDUSTRY	9725.3	9775.0	0.51%	10.17%

ASE FREE FLOAT WEIGHTED INDEX ASE20 (2014=1000)

	2005.7	1987.7	-0.90%	0.46%
--	--------	--------	--------	-------

TOTAL RETURN INDEX ASETR (2021=1074)

	2650.8	2648.9	-0.07%	1.80%
--	--------	--------	--------	-------

ASE WEIGHTED INDEX (1991=1000)

	THURSDAY 26/03/2026	SUNDAY 29/03/2026	% CHANGE	
			DAY BEFORE	YTD
GENERAL	7428.5	7363.7	-0.87%	4.36%
BANKS	9332.8	9063.8	-2.88%	-4.02%
INSURANCE	1845.6	1830.6	-0.81%	2.65%
SERVICES	1116.3	1117.9	0.15%	2.77%
INDUSTRY	12792.9	12873.2	0.63%	12.89%

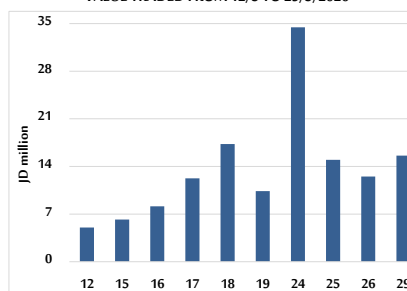
MARKET INDICES WEIGHTED BY FREE FLOAT MARKET CAP. (2012=1000)

	THURSDAY 26/03/2026	SUNDAY 29/03/2026	% CHANGE	
			DAY BEFORE	YTD
FIRST MARKET	2076.2	2058.5	-0.85%	0.92%
SECOND MARKET	953.8	956.6	0.29%	-6.44%

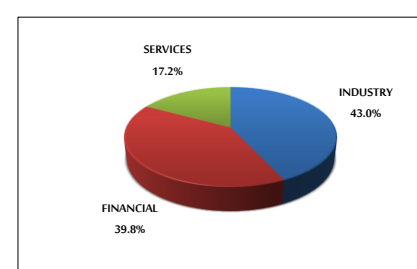
MARKET CAPITALIZATION (JD)

	27,782,561,645	27,543,585,454	-0.86%	3.96%
--	----------------	----------------	--------	-------

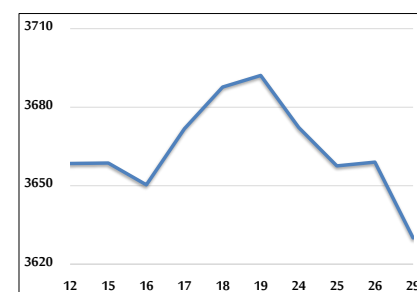
VALUE TRADED FROM 12/3 TO 29/3/2026



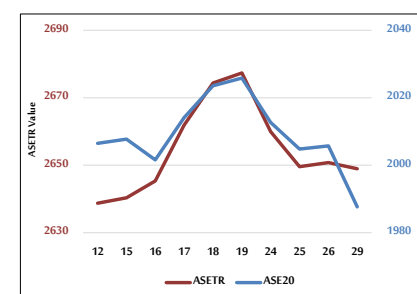
VALUE TRADED BY SECTOR SUNDAY 29/3/2026



ASE GENERAL FREE FLOAT WEIGHTED INDEX 12/3 TO 29/3/2026



ASE20 INDEX & ASETR INDEX FROM 12/3 TO 29/3/2026



ASE WEIGHTED INDEX FROM 12/3 TO 29/3/2026

