

## Daily Summary for Amman Stock Exchange

### VALUE TRADED (JD)

	2024	2025	NET CHANGE	CHANGE (%)
Daily	4,940,554	13,866,939	8,926,385	180.68%
Cumulative (1/9-16/9)	37,541,512	111,070,638	73,529,126	195.86%
Cumulative (2/1-16/9)	837,125,888	1,404,606,757	567,480,869	67.79%

### NO. OF SHARES TRADED

	2024	2025	NET CHANGE	CHANGE (%)
Daily	3,329,568	5,503,159	2,173,591	65.28%
Cumulative (1/9-16/9)	32,940,635	57,872,433	24,931,798	75.69%
Cumulative (2/1-16/9)	611,684,835	707,875,356	96,190,521	15.73%

### NO. OF TRANSACTIONS

	2024	2025	NET CHANGE	CHANGE (%)
Daily	2,126	4,528	2,402	112.98%
Cumulative (1/9-16/9)	20,722	44,961	24,239	116.97%
Cumulative (2/1-16/9)	393,365	476,201	82,836	21.06%

### SOME FINANCIAL RATIOS FOR THE ASE (16/9/2025)

SECTOR	P/E	P/BV	DIVIDEND YIELD (%)	TURNOVER (%)
FINANCIAL	8.324	0.884	5.655	0.061
SERVICES	13.372	1.249	5.707	0.211
INDUSTRY	14.780	2.407	5.075	0.040
OVERALL	10.484	1.304	5.631	0.086

### ASE GENERAL FREE FLOAT WEIGHTED INDEX ASEGI (1999=1000)

	MONDAY 15/09/2025	TUESDAY 16/09/2025	% CHANGE	
			DAY BEFORE	YTD
GENERAL INDEX ASEGI	3046.7	3072.5	0.85%	23.46%
FINANCIAL	3090.9	3106.3	0.50%	17.18%
SERVICES	1923.8	1953.5	1.55%	15.37%
INDUSTRY	8075.0	8116.1	0.51%	46.73%

### ASE FREE FLOAT WEIGHTED INDEX ASE20 (2014=1000)

	1656.4	1671.4	0.90%	24.36%
--	--------	--------	-------	--------

### TOTAL RETURN INDEX ASETR (2021=1074)

	2178.3	2198.0	0.90%	33.90%
--	--------	--------	-------	--------

### ASE WEIGHTED INDEX (1991=1000)

	MONDAY 15/09/2025	TUESDAY 16/09/2025	% CHANGE	
			DAY BEFORE	YTD
GENERAL	6213.8	6247.4	0.54%	34.83%
BANKS	7932.6	7945.5	0.16%	21.24%
INSURANCE	1646.1	1644.5	-0.10%	19.51%
SERVICES	963.2	966.3	0.32%	11.88%
INDUSTRY	10456.8	10554.5	0.93%	56.62%

### MARKET INDICES WEIGHTED BY FREE FLOAT MARKET CAP. (2012=1000)

	MONDAY 15/09/2025	TUESDAY 16/09/2025	% CHANGE	
			DAY BEFORE	YTD
FIRST MARKET	1713.6	1728.3	0.86%	23.84%
SECOND MARKET	938.8	940.0	0.12%	12.90%

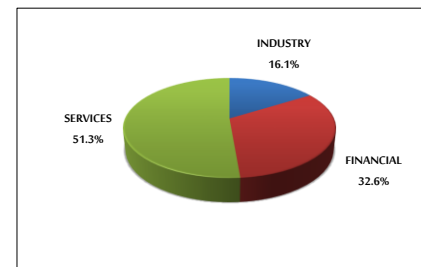
### MARKET CAPITALIZATION (JD)

	23,386,157,702	23,497,349,289	0.48%	33.09%
--	----------------	----------------	-------	--------

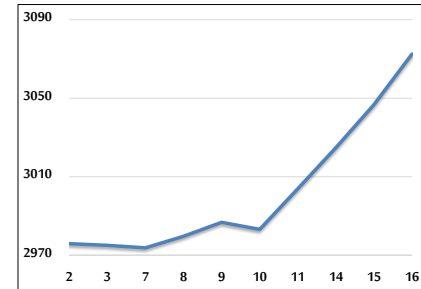
### VALUE TRADED FROM 2/9 TO 16/9/2025



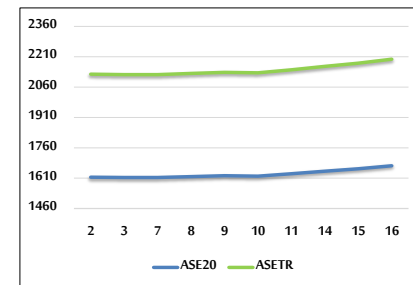
### VALUE TRADED BY SECTOR TUESDAY 16/9/2025



### ASE GENERAL FREE FLOAT WEIGHTED INDEX 2/9 TO 16/9/2025



### ASE20 INDEX & ASETR INDEX FROM 2/9 TO 16/9/2025



### ASE WEIGHTED INDEX FROM 2/9 TO 16/9/2025

