

Daily Summary for Amman Stock Exchange

VALUE TRADED (JD)

	2024	2025	NET CHANGE	CHANGE (%)
Daily	4,206,506	12,508,371	8,301,865	197.36%
Cumulative (1/9-14/9)	27,439,878	81,025,101	53,585,223	195.28%
Cumulative (2/1-14/9)	827,024,254	1,374,561,220	547,536,966	66.21%

NO. OF SHARES TRADED

	2024	2025	NET CHANGE	CHANGE (%)
Daily	4,105,371	6,326,259	2,220,888	54.10%
Cumulative (1/9-14/9)	24,975,555	45,882,151	20,906,596	83.71%
Cumulative (2/1-14/9)	603,719,755	695,885,074	92,165,319	15.27%

NO. OF TRANSACTIONS

	2024	2025	NET CHANGE	CHANGE (%)
Daily	1,774	5,184	3,410	192.22%
Cumulative (1/9-14/9)	16,382	35,443	19,061	116.35%
Cumulative (2/1-14/9)	389,025	466,683	77,658	19.96%

SOME FINANCIAL RATIOS FOR THE ASE (14/9/2025)

SECTOR	P/E	P/BV	DIVIDEND YIELD (%)	TURNOVER (%)
FINANCIAL	8.247	0.876	5.708	0.078
SERVICES	13.104	1.223	5.824	0.174
INDUSTRY	14.561	2.371	5.151	0.069
OVERALL	10.337	1.286	5.711	0.095

ASE GENERAL FREE FLOAT WEIGHTED INDEX ASEGI (1999=1000)

	THURSDAY 11/09/2025	SUNDAY 14/09/2025	% CHANGE	
			DAY BEFORE	YTD
GENERAL INDEX ASEGI	3003.9	3024.8	0.70%	21.54%
FINANCIAL	3074.7	3077.2	0.08%	16.08%
SERVICES	1864.6	1902.0	2.01%	12.32%
INDUSTRY	7974.9	8022.6	0.60%	45.04%

ASE FREE FLOAT WEIGHTED INDEX ASE20 (2014=1000)

	1631.5	1644.4	0.79%	22.35%
--	--------	--------	-------	--------

TOTAL RETURN INDEX ASETR (2021=1074)

	2145.6	2162.6	0.79%	31.74%
--	--------	--------	-------	--------

ASE WEIGHTED INDEX (1991=1000)

	THURSDAY 11/09/2025	SUNDAY 14/09/2025	% CHANGE	
			DAY BEFORE	YTD
GENERAL	6129.1	6159.4	0.49%	32.93%
BANKS	7854.4	7860.6	0.08%	19.95%
INSURANCE	1634.8	1647.1	0.76%	19.70%
SERVICES	952.3	961.0	0.91%	11.27%
INDUSTRY	10271.7	10353.8	0.80%	53.64%

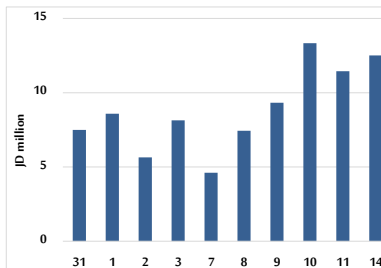
MARKET INDICES WEIGHTED BY FREE FLOAT MARKET CAP. (2012=1000)

	THURSDAY 11/09/2025	SUNDAY 14/09/2025	% CHANGE	
			DAY BEFORE	YTD
FIRST MARKET	1688.3	1701.0	0.76%	21.88%
SECOND MARKET	945.4	940.2	-0.55%	12.93%

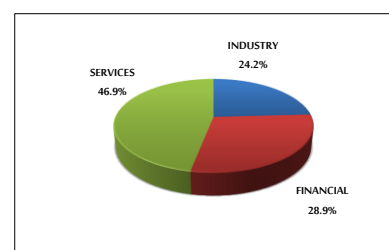
MARKET CAPITALIZATION (JD)

	23,093,463,893	23,198,228,668	0.45%	31.39%
--	----------------	----------------	-------	--------

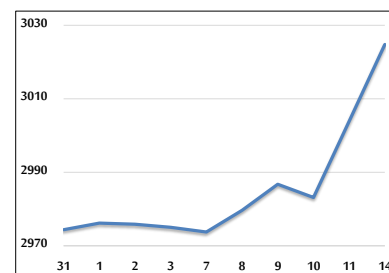
VALUE TRADED FROM 31/8 TO 14/9/2025



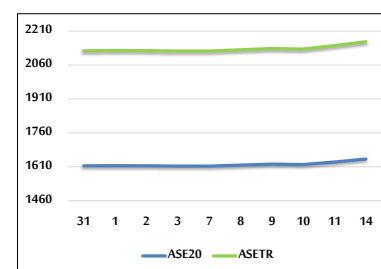
VALUE TRADED BY SECTOR SUNDAY 14/9/2025



ASE GENERAL FREE FLOAT WEIGHTED INDEX 31/8 TO 14/9/2025



ASE20 INDEX & ASETR INDEX FROM 31/8 TO 14/9/2025



ASE WEIGHTED INDEX FROM 31/8 TO 14/9/2025

