

Daily Summary for Amman Stock Exchange

VALUE TRADED (JD)

	2024	2025	NET CHANGE	CHANGE (%)
Daily	2,850,720	11,443,836	8,593,116	301.44%
Cumulative (1/9-11/9)	23,233,372	68,516,730	45,283,358	194.91%
Cumulative (2/1-11/9)	822,817,748	1,362,052,849	539,235,101	65.54%

NO. OF SHARES TRADED

	2024	2025	NET CHANGE	CHANGE (%)
Daily	2,550,998	5,672,985	3,121,987	122.38%
Cumulative (1/9-11/9)	20,870,184	39,555,892	18,685,708	89.53%
Cumulative (2/1-11/9)	599,614,384	689,558,815	89,944,431	15.00%

NO. OF TRANSACTIONS

	2024	2025	NET CHANGE	CHANGE (%)
Daily	1,798	4,542	2,744	152.61%
Cumulative (1/9-11/9)	14,608	30,259	15,651	107.14%
Cumulative (2/1-11/9)	387,251	461,499	74,248	19.17%

SOME FINANCIAL RATIOS FOR THE ASE (11/9/2025)

SECTOR	P/E	P/BV	DIVIDEND YIELD (%)	TURNOVER (%)
FINANCIAL	8.241	0.875	5.712	0.081
SERVICES	12.960	1.210	5.888	0.120
INDUSTRY	14.461	2.355	5.187	0.048
OVERALL	10.286	1.279	5.739	0.084

ASE GENERAL FREE FLOAT WEIGHTED INDEX ASEGI (1999=1000)

	WEDNESDAY 10/09/2025	THURSDAY 11/09/2025	% CHANGE	
			DAY BEFORE	YTD
GENERAL INDEX ASEGI	2983.1	3003.9	0.70%	20.70%
FINANCIAL	3056.0	3074.7	0.61%	15.98%
SERVICES	1857.2	1864.6	0.40%	10.11%
INDUSTRY	7905.7	7974.9	0.88%	44.18%

ASE FREE FLOAT WEIGHTED INDEX ASE20 (2014=1000)

	2024	2025	0.70%	21.39%
	1620.1	1631.5	0.70%	21.39%

TOTAL RETURN INDEX ASETR (2021=1074)

	2024	2025	0.70%	30.71%
	2130.6	2145.6	0.70%	30.71%

ASE WEIGHTED INDEX (1991=1000)

	WEDNESDAY 10/09/2025	THURSDAY 11/09/2025	% CHANGE	
			DAY BEFORE	YTD
GENERAL	6076.4	6129.1	0.87%	32.28%
BANKS	7790.0	7854.4	0.83%	19.86%
INSURANCE	1647.0	1634.8	-0.75%	18.80%
SERVICES	948.4	952.3	0.41%	10.27%
INDUSTRY	10169.1	10271.7	1.01%	52.42%

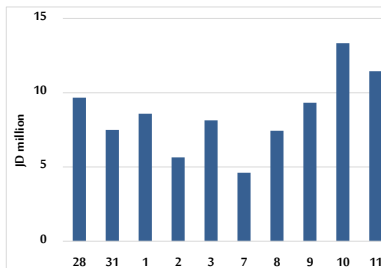
MARKET INDICES WEIGHTED BY FREE FLOAT MARKET CAP. (2012=1000)

	WEDNESDAY 10/09/2025	THURSDAY 11/09/2025	% CHANGE	
			DAY BEFORE	YTD
FIRST MARKET	1676.7	1688.3	0.69%	20.97%
SECOND MARKET	941.7	945.4	0.40%	13.56%

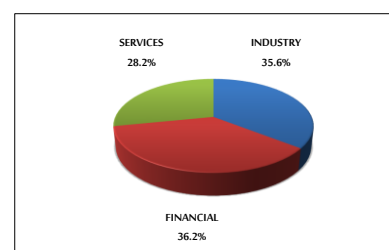
MARKET CAPITALIZATION (JD)

	2024	2025	0.80%	30.80%
	22,909,117,457	23,093,463,893	0.80%	30.80%

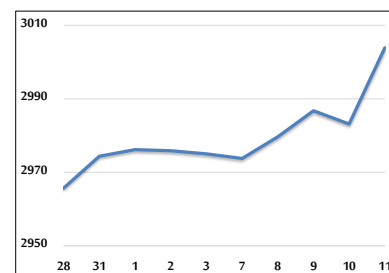
VALUE TRADED FROM 28/8 TO 11/9/2025



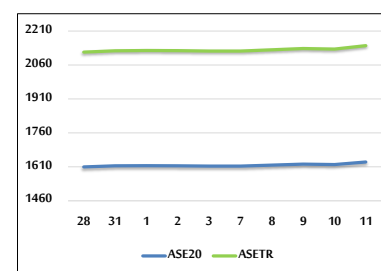
VALUE TRADED BY SECTOR THURSDAY 11/9/2025



ASE GENERAL FREE FLOAT WEIGHTED INDEX 28/8 TO 11/9/2025



ASE20 INDEX & ASETR INDEX FROM 28/8 TO 11/9/2025



ASE WEIGHTED INDEX FROM 28/8 TO 11/9/2025

