

Daily Summary for Amman Stock Exchange

VALUE TRADED (JD)

	2024	2025	NET CHANGE	CHANGE (%)
Daily	3,825,953	13,333,563	9,507,610	248.50%
Cumulative (1/9-10/9)	20,382,652	57,072,894	36,690,242	180.01%
Cumulative (2/1-10/9)	819,967,028	1,350,609,013	530,641,985	64.72%

NO. OF SHARES TRADED

	2024	2025	NET CHANGE	CHANGE (%)
Daily	3,263,281	7,719,966	4,456,685	136.57%
Cumulative (1/9-10/9)	18,319,186	33,882,907	15,563,721	84.96%
Cumulative (2/1-10/9)	597,063,386	683,885,830	86,822,444	14.54%

NO. OF TRANSACTIONS

	2024	2025	NET CHANGE	CHANGE (%)
Daily	1,871	4,632	2,761	147.57%
Cumulative (1/9-10/9)	12,810	25,717	12,907	100.76%
Cumulative (2/1-10/9)	385,453	456,957	71,504	18.55%

SOME FINANCIAL RATIOS FOR THE ASE (10/9/2025)

SECTOR	P/E	P/BV	DIVIDEND YIELD (%)	TURNOVER (%)
FINANCIAL	8.179	0.868	5.755	0.108
SERVICES	12.931	1.207	5.902	0.135
INDUSTRY	14.320	2.332	5.238	0.061
OVERALL	10.197	1.268	5.789	0.107

ASE GENERAL FREE FLOAT WEIGHTED INDEX ASEGI (1999=1000)

	TUESDAY 09/09/2025	WEDNESDAY 10/09/2025	% CHANGE	
			DAY BEFORE	YTD
GENERAL INDEX ASEGI	2986.7	2983.1	-0.12%	19.86%
FINANCIAL	3070.0	3056.0	-0.45%	15.28%
SERVICES	1854.8	1857.2	0.13%	9.68%
INDUSTRY	7852.0	7905.7	0.68%	42.93%

ASE FREE FLOAT WEIGHTED INDEX ASE20 (2014=1000)

	2024	2025	NET CHANGE	CHANGE (%)
	1621.9	1620.1	-0.11%	20.54%

TOTAL RETURN INDEX ASETR (2021=1074)

	2024	2025	NET CHANGE	CHANGE (%)
	2132.9	2130.6	-0.11%	29.79%

ASE WEIGHTED INDEX (1991=1000)

	TUESDAY 09/09/2025	WEDNESDAY 10/09/2025	% CHANGE	
			DAY BEFORE	YTD
GENERAL	6076.1	6076.4	0.01%	31.14%
BANKS	7847.8	7790.0	-0.74%	18.87%
INSURANCE	1641.6	1647.0	0.33%	19.69%
SERVICES	951.2	948.4	-0.29%	9.82%
INDUSTRY	10092.9	10169.1	0.75%	50.90%

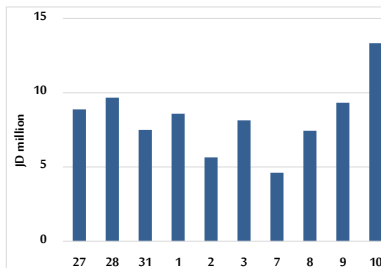
MARKET INDICES WEIGHTED BY FREE FLOAT MARKET CAP. (2012=1000)

	TUESDAY 09/09/2025	WEDNESDAY 10/09/2025	% CHANGE	
			DAY BEFORE	YTD
FIRST MARKET	1677.8	1676.7	-0.07%	20.14%
SECOND MARKET	951.0	941.7	-0.97%	13.11%

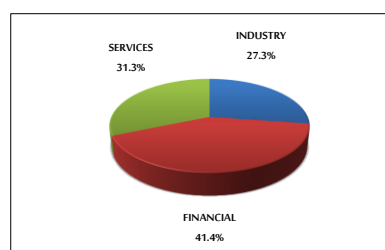
MARKET CAPITALIZATION (JD)

	2024	2025	NET CHANGE	CHANGE (%)
	22,901,641,348	22,909,117,457	0.03%	29.75%

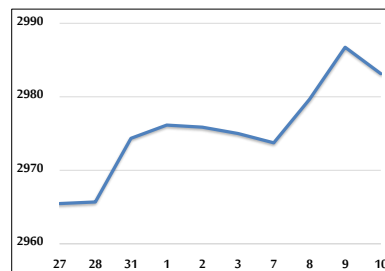
VALUE TRADED FROM 27/8 TO 10/9/2025



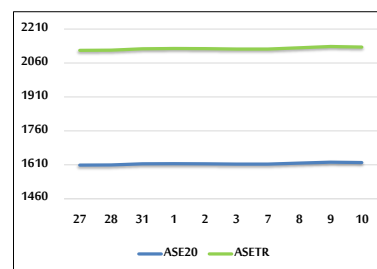
VALUE TRADED BY SECTOR WEDNESDAY 10/9/2025



ASE GENERAL FREE FLOAT WEIGHTED INDEX 27/8 TO 10/9/2025



ASE20 INDEX & ASETR INDEX FROM 27/8 TO 10/9/2025



ASE WEIGHTED INDEX FROM 27/8 TO 10/9/2025

