

## Daily Summary for Amman Stock Exchange

### VALUE TRADED (JD)

	2024	2025	NET CHANGE	CHANGE (%)
Daily	2,373,424	9,323,845	6,950,421	292.84%
Cumulative (1/9-9/9)	16,556,699	43,739,331	27,182,632	164.18%
Cumulative (2/1-9/9)	816,141,075	1,337,275,450	521,134,375	63.85%

### NO. OF SHARES TRADED

	2024	2025	NET CHANGE	CHANGE (%)
Daily	2,210,078	5,081,087	2,871,009	129.91%
Cumulative (1/9-9/9)	15,055,905	26,162,941	11,107,036	73.77%
Cumulative (2/1-9/9)	593,800,105	676,165,864	82,365,759	13.87%

### NO. OF TRANSACTIONS

	2024	2025	NET CHANGE	CHANGE (%)
Daily	1,806	4,053	2,247	124.42%
Cumulative (1/9-9/9)	10,939	21,085	10,146	92.75%
Cumulative (2/1-9/9)	383,582	452,325	68,743	17.92%

### SOME FINANCIAL RATIOS FOR THE ASE (9/9/2025)

SECTOR	P/E	P/BV	DIVIDEND YIELD (%)	TURNOVER (%)
FINANCIAL	8.233	0.874	5.717	0.064
SERVICES	12.943	1.208	5.897	0.076
INDUSTRY	14.209	2.314	5.279	0.070
OVERALL	10.197	1.268	5.789	0.067

### ASE GENERAL FREE FLOAT WEIGHTED INDEX ASEGI (1999=1000)

	MONDAY 08/09/2025	TUESDAY 09/09/2025	% CHANGE	
			DAY BEFORE	YTD
GENERAL INDEX ASEGI	2979.7	2986.7	0.24%	20.01%
FINANCIAL	3075.5	3070.0	-0.18%	15.81%
SERVICES	1855.2	1854.8	-0.02%	9.54%
INDUSTRY	7716.6	7852.0	1.75%	41.95%

### ASE FREE FLOAT WEIGHTED INDEX ASE20 (2014=1000)

	1617.7	1621.9	0.25%	20.67%

### TOTAL RETURN INDEX ASETR (2021=1074)

	2127.5	2132.9	0.25%	29.93%

### ASE WEIGHTED INDEX (1991=1000)

	MONDAY 08/09/2025	TUESDAY 09/09/2025	% CHANGE	
			DAY BEFORE	YTD
GENERAL	6027.2	6076.1	0.81%	31.13%
BANKS	7874.2	7847.8	-0.33%	19.75%
INSURANCE	1644.7	1641.6	-0.19%	19.30%
SERVICES	950.1	951.2	0.11%	10.13%
INDUSTRY	9889.5	10092.9	2.06%	49.77%

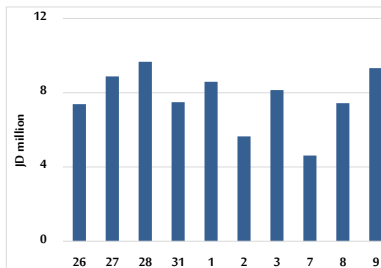
### MARKET INDICES WEIGHTED BY FREE FLOAT MARKET CAP. (2012=1000)

	MONDAY 08/09/2025	TUESDAY 09/09/2025	% CHANGE	
			DAY BEFORE	YTD
FIRST MARKET	1673.3	1677.8	0.27%	20.22%
SECOND MARKET	950.9	951.0	0.01%	14.22%

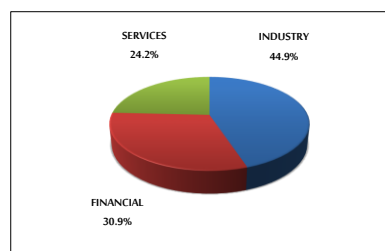
### MARKET CAPITALIZATION (JD)

	22,731,474,208	22,901,641,348	0.75%	29.71%

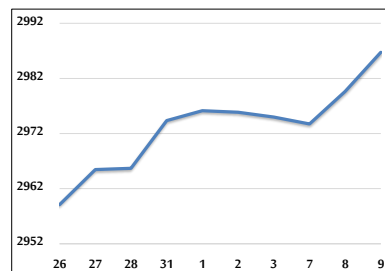
### VALUE TRADED FROM 26/8 TO 9/9/2025



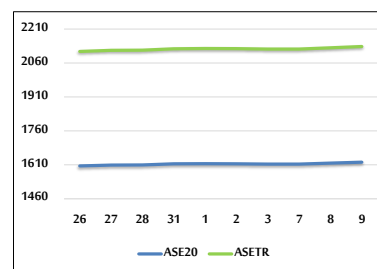
### VALUE TRADED BY SECTOR TUESDAY 9/9/2025



### ASE GENERAL FREE FLOAT WEIGHTED INDEX 26/8 TO 9/9/2025



### ASE20 INDEX & ASETR INDEX FROM 26/8 TO 9/9/2025



### ASE WEIGHTED INDEX FROM 26/8 TO 9/9/2025

