MONDAY 8/9/2025

Daily Summary for Amman Stock Exchange

VALUE TRADED (JD)

	2024	2025	NET CHANGE	CHANGE (%)
Daily	2,490,954	7,433,399	4,942,445	198.42%
Cumulative (1/9-8/9)	14,183,275	34,415,486	20,232,211	142.65%
Cumulative (2/1-8/9)	813,767,651	1,327,951,605	514,183,954	63.19%

NO. OF SHARES TRADED

	2024	2025	NET CHANGE	CHANGE (%)
Daily	2,628,515	3,261,249	632,734	24.07%
Cumulative (1/9-8/9)	12,845,827	21,081,854	8,236,027	64.11%
Cumulative (2/1-8/9)	591,590,027	671,084,777	79,494,750	13.44%

NO. OF TRANSACTIONS

	2024	2025	NET CHANGE	CHANGE (%)
Daily	1,952	3,169	1,217	62.35%
Cumulative (1/9-8/9)	9,133	17,032	7,899	86.49%
Cumulative (2/1-8/9)	381,776	448,272	66,496	17.42%

SOME FINANCIAL RATIOS FOR THE ASE (8/9/2025)

SECTOR	P/E	P/BV	DIVIDEND YIELD (%)	TURNOVER (%)
FINANCIAL	8.256	0.877	5.701	0.050
SERVICES	12.935	1.208	5.900	0.057
INDUSTRY	13.920	2.267	5.388	0.047
OVERALL	10.116	1.258	5.836	0.051

ASE GENERAL FREE FLOAT WEIGHTED INDEX ASEGI (1999=1000)

	SUNDAY 07/09/2025	MONDAY 08/09/2025	% CHANGE	
			DAY BEFORE	YTD
GENERAL INDEX ASEGI	2973.7	2979.7	0.20%	19.72%
FINANCIAL	3068.6	3075.5	0.22%	16.01%
SERVICES	1858.2	1855.2	-0.16%	9.56%
INDUSTRY	7681.1	7716.6	0.46%	39.51%

ASE FREE FLOAT WEIGHTED INDEX ASE20 (2014=1000)

	1613.3	1617.7	0.28%	20.37%

TOTAL RETURN INDEX ASETR (2021=1074)

	2121.7	2127.5	0.28%	29.60%

ASE WEIGHTED INDEX (1991=1000)

	SUNDAY 07/09/2025	MONDAY 08/09/2025	% CHANGE	
			DAY BEFORE	YTD
GENERAL	6007.3	6027.2	0.33%	30.08%
BANKS	7863.8	7874.2	0.13%	20.16%
INSURANCE	1646.2	1644.7	-0.09%	19.52%
SERVICES	950.9	950.1	-0.08%	10.01%
INDUSTRY	9830.3	9889.5	0.60%	46.75%

MARKET INDICES WEIGHTED BY FREE FLOAT MARKET CAP. (2012=1000)

	SUNDAY 07/09/2025	MONDAY 08/09/2025	% CHANGE	
			DAY BEFORE	YTD
FIRST MARKET	1668.9	1673.3	0.27%	19.90%
SECOND MARKET	957.9	950.9	-0.72%	14.22%

MARKET CAPITALIZATION (JD)

	22,658,479,517	22,731,474,208	0.32%	28.75%

VALUE TRADED FROM 25/8 TO 8/9/2025

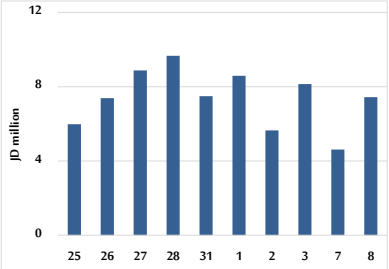

VALUE TRADED BY SECTOR MONDAY 8/9/2025

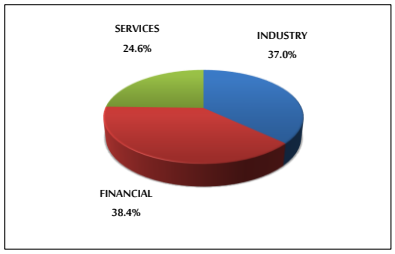

ASE GENERAL FREE FLOAT WEIGHTED INDEX 25/8 TO 8/9/2025

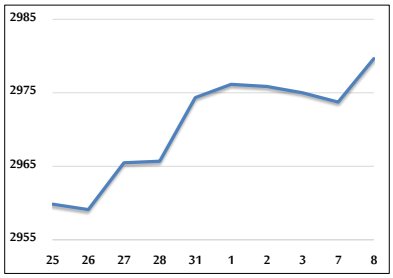

ASE20 INDEX & ASETR INDEX FROM 25/8 TO 8/9/2025

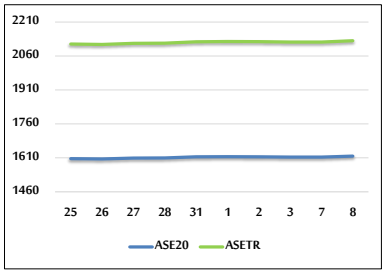
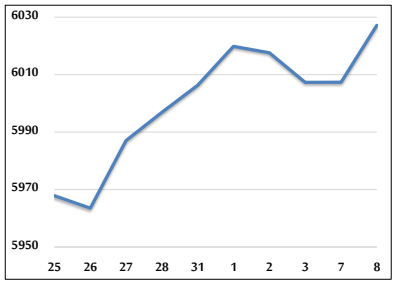
ASE WEIGHTED INDEX FROM 25/8 TO 8/9/2025