

## Daily Summary for Amman Stock Exchange

### VALUE TRADED (JD)

	2024	2025	NET CHANGE	CHANGE (%)
Daily	2,837,277	4,611,954	1,774,677	62.55%
Cumulative (1/9-7/9)	11,692,321	26,982,087	15,289,766	130.77%
Cumulative (2/1-7/9)	811,276,697	1,320,518,206	509,241,509	62.77%

### NO. OF SHARES TRADED

	2024	2025	NET CHANGE	CHANGE (%)
Daily	2,803,976	3,236,822	432,846	15.44%
Cumulative (1/9-7/9)	10,217,312	17,820,605	7,603,293	74.42%
Cumulative (2/1-7/9)	588,961,512	667,823,528	78,862,016	13.39%

### NO. OF TRANSACTIONS

	2024	2025	NET CHANGE	CHANGE (%)
Daily	1,957	2,854	897	45.84%
Cumulative (1/9-7/9)	7,181	13,863	6,682	93.05%
Cumulative (2/1-7/9)	379,824	445,103	65,279	17.19%

### SOME FINANCIAL RATIOS FOR THE ASE (7/9/2025)

SECTOR	P/E	P/BV	DIVIDEND YIELD (%)	TURNOVER (%)
FINANCIAL	8.246	0.876	5.708	0.055
SERVICES	12.947	1.209	5.894	0.050
INDUSTRY	13.834	2.253	5.422	0.030
OVERALL	10.082	1.254	5.855	0.051

### ASE GENERAL FREE FLOAT WEIGHTED INDEX ASEGI (1999=1000)

	WEDNESDAY 03/09/2025	SUNDAY 07/09/2025	% CHANGE	
			DAY BEFORE	YTD
GENERAL INDEX ASEGI	2975.0	2973.7	-0.04%	19.49%
FINANCIAL	3069.4	3068.6	-0.03%	15.75%
SERVICES	1860.3	1858.2	-0.11%	9.74%
INDUSTRY	7681.8	7681.1	-0.01%	38.87%

### ASE FREE FLOAT WEIGHTED INDEX ASE20 (2014=1000)

	2024	2025	NET CHANGE	CHANGE (%)
	1613.5	1613.3	-0.01%	20.04%

### TOTAL RETURN INDEX ASETR (2021=1074)

	2024	2025	NET CHANGE	CHANGE (%)
	2121.9	2121.7	-0.01%	29.25%

### ASE WEIGHTED INDEX (1991=1000)

	WEDNESDAY 03/09/2025	SUNDAY 07/09/2025	% CHANGE	
			DAY BEFORE	YTD
GENERAL	6007.3	6007.3	0.00%	29.65%
BANKS	7856.3	7863.8	0.10%	20.00%
INSURANCE	1677.2	1646.2	-1.85%	19.63%
SERVICES	950.9	950.9	0.00%	10.10%
INDUSTRY	9835.0	9830.3	-0.05%	45.87%

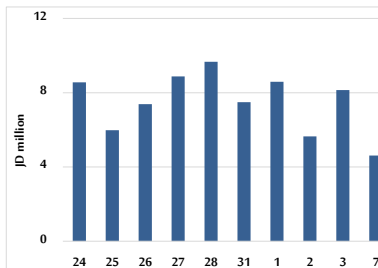
### MARKET INDICES WEIGHTED BY FREE FLOAT MARKET CAP. (2012=1000)

	WEDNESDAY 03/09/2025	SUNDAY 07/09/2025	% CHANGE	
			DAY BEFORE	YTD
FIRST MARKET	1669.6	1668.9	-0.05%	19.58%
SECOND MARKET	960.2	957.9	-0.24%	15.05%

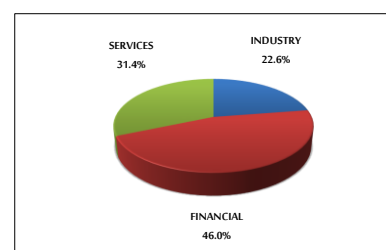
### MARKET CAPITALIZATION (JD)

	2024	2025	NET CHANGE	CHANGE (%)
	22,649,628,649	22,658,479,517	0.04%	28.33%

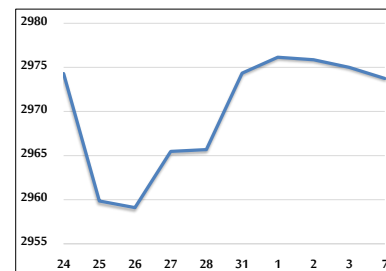
### VALUE TRADED FROM 24/8 TO 7/9/2025



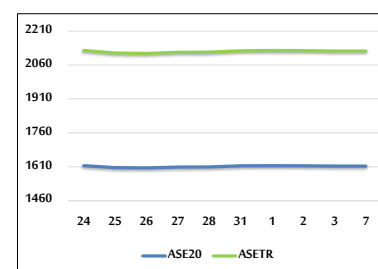
### VALUE TRADED BY SECTOR SUNDAY 7/9/2025



### ASE GENERAL FREE FLOAT WEIGHTED INDEX 24/8 TO 7/9/2025



### ASE20 INDEX & ASETR INDEX FROM 24/8 TO 7/9/2025



### ASE WEIGHTED INDEX FROM 24/8 TO 7/9/2025

