

Daily Summary for Amman Stock Exchange

VALUE TRADED (JD)

	2024	2025	NET CHANGE	CHANGE (%)
Daily	3,500,285	8,141,912	4,641,627	132.61%
Cumulative (1/9-3/9)	8,855,044	22,370,133	13,515,089	152.63%
Cumulative (2/1-3/9)	808,439,420	1,315,906,252	507,466,832	62.77%

NO. OF SHARES TRADED

	2024	2025	NET CHANGE	CHANGE (%)
Daily	2,883,616	5,499,366	2,615,750	90.71%
Cumulative (1/9-3/9)	7,413,336	14,583,783	7,170,447	96.72%
Cumulative (2/1-3/9)	586,157,536	664,586,706	78,429,170	13.38%

NO. OF TRANSACTIONS

	2024	2025	NET CHANGE	CHANGE (%)
Daily	2,056	3,842	1,786	86.87%
Cumulative (1/9-3/9)	5,224	11,009	5,785	110.74%
Cumulative (2/1-3/9)	377,867	442,249	64,382	17.04%

SOME FINANCIAL RATIOS FOR THE ASE (3/9/2025)

SECTOR	P/E	P/BV	DIVIDEND YIELD (%)	TURNOVER (%)
FINANCIAL	8.242	0.875	5.711	0.068
SERVICES	12.963	1.210	5.887	0.137
INDUSTRY	13.829	2.252	5.424	0.111
OVERALL	10.082	1.254	5.855	0.087

ASE GENERAL FREE FLOAT WEIGHTED INDEX ASEGI (1999=1000)

	TUESDAY 02/09/2025	WEDNESDAY 03/09/2025	% CHANGE	
			DAY BEFORE	YTD
GENERAL INDEX ASEGI	2975.9	2975.0	-0.03%	19.54%
FINANCIAL	3071.3	3069.4	-0.06%	15.78%
SERVICES	1853.6	1860.3	0.36%	9.86%
INDUSTRY	7700.7	7681.8	-0.25%	38.88%

ASE FREE FLOAT WEIGHTED INDEX ASE20 (2014=1000)

	2024	2025	NET CHANGE	CHANGE (%)
	1614.9	1613.5	-0.09%	20.05%

TOTAL RETURN INDEX ASETR (2021=1074)

	2024	2025	NET CHANGE	CHANGE (%)
	2123.8	2121.9	-0.09%	29.26%

ASE WEIGHTED INDEX (1991=1000)

	TUESDAY 02/09/2025	WEDNESDAY 03/09/2025	% CHANGE	
			DAY BEFORE	YTD
GENERAL	6017.6	6007.3	-0.17%	29.65%
BANKS	7866.7	7856.3	-0.13%	19.88%
INSURANCE	1667.7	1677.2	0.57%	21.88%
SERVICES	949.4	950.9	0.15%	10.10%
INDUSTRY	9863.6	9835.0	-0.29%	45.94%

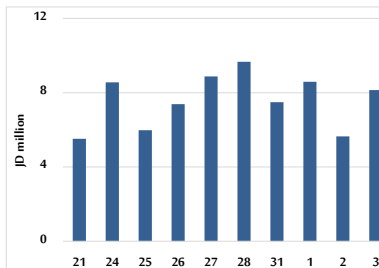
MARKET INDICES WEIGHTED BY FREE FLOAT MARKET CAP. (2012=1000)

	TUESDAY 02/09/2025	WEDNESDAY 03/09/2025	% CHANGE	
			DAY BEFORE	YTD
FIRST MARKET	1671.0	1669.6	-0.08%	19.63%
SECOND MARKET	955.1	960.2	0.54%	15.33%

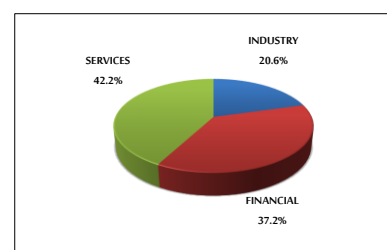
MARKET CAPITALIZATION (JD)

	2024	2025	NET CHANGE	CHANGE (%)
	22,680,914,500	22,649,628,649	-0.14%	28.28%

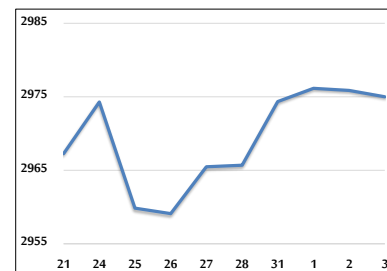
VALUE TRADED FROM 21/8 TO 3/9/2025



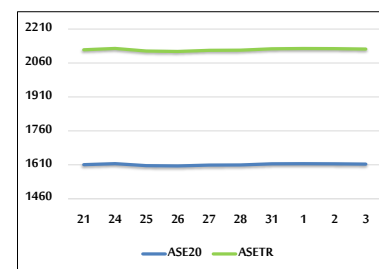
VALUE TRADED BY SECTOR WEDNESDAY 3/9/2025



ASE GENERAL FREE FLOAT WEIGHTED INDEX 21/8 TO 3/9/2025



ASE20 INDEX & ASETR INDEX FROM 21/8 TO 3/9/2025



ASE WEIGHTED INDEX FROM 21/8 TO 3/9/2025

