

Daily Summary for Amman Stock Exchange

VALUE TRADED (JD)

	2024	2025	NET CHANGE	CHANGE (%)
Daily	2,862,250	5,642,195	2,779,945	97.12%
Cumulative (1/9-2/9)	5,354,759	14,228,221	8,873,462	165.71%
Cumulative (2/1-2/9)	804,939,135	1,307,764,340	502,825,205	62.47%

NO. OF SHARES TRADED

	2024	2025	NET CHANGE	CHANGE (%)
Daily	2,899,254	4,154,401	1,255,147	43.29%
Cumulative (1/9-2/9)	4,529,720	9,084,417	4,554,697	100.55%
Cumulative (2/1-2/9)	583,273,920	659,087,340	75,813,420	13.00%

NO. OF TRANSACTIONS

	2024	2025	NET CHANGE	CHANGE (%)
Daily	1,907	3,343	1,436	75.30%
Cumulative (1/9-2/9)	3,168	7,167	3,999	126.23%
Cumulative (2/1-2/9)	375,811	438,407	62,596	16.66%

SOME FINANCIAL RATIOS FOR THE ASE (2/9/2025)

SECTOR	P/E	P/BV	DIVIDEND YIELD (%)	TURNOVER (%)
FINANCIAL	8.245	0.875	5.709	0.056
SERVICES	12.931	1.207	5.902	0.062
INDUSTRY	13.878	2.260	5.405	0.120
OVERALL	10.100	1.256	5.845	0.065

ASE GENERAL FREE FLOAT WEIGHTED INDEX ASEGI (1999=1000)

	MONDAY 01/09/2025	TUESDAY 02/09/2025	% CHANGE	
			DAY BEFORE	YTD
GENERAL INDEX ASEGI	2976.2	2975.9	-0.01%	19.57%
FINANCIAL	3069.8	3071.3	0.05%	15.86%
SERVICES	1849.8	1853.6	0.21%	9.46%
INDUSTRY	7716.9	7700.7	-0.21%	39.22%

ASE FREE FLOAT WEIGHTED INDEX ASE20 (2014=1000)

	2024	2025	NET CHANGE	CHANGE (%)
	1615.1	1614.9	-0.01%	20.16%

TOTAL RETURN INDEX ASETR (2021=1074)

	2024	2025	NET CHANGE	CHANGE (%)
	2124.1	2123.8	-0.01%	29.38%

ASE WEIGHTED INDEX (1991=1000)

	MONDAY 01/09/2025	TUESDAY 02/09/2025	% CHANGE	
			DAY BEFORE	YTD
GENERAL	6019.9	6017.6	-0.04%	29.87%
BANKS	7860.7	7866.7	0.08%	20.04%
INSURANCE	1690.6	1667.7	-1.35%	21.20%
SERVICES	949.5	949.4	0.00%	9.93%
INDUSTRY	9874.7	9863.6	-0.11%	46.37%

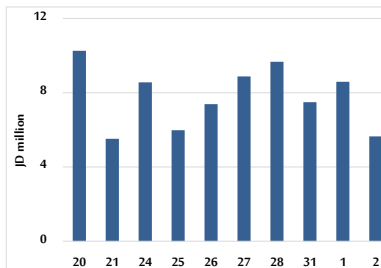
MARKET INDICES WEIGHTED BY FREE FLOAT MARKET CAP. (2012=1000)

	MONDAY 01/09/2025	TUESDAY 02/09/2025	% CHANGE	
			DAY BEFORE	YTD
FIRST MARKET	1671.1	1671.0	-0.01%	19.73%
SECOND MARKET	953.0	955.1	0.22%	14.71%

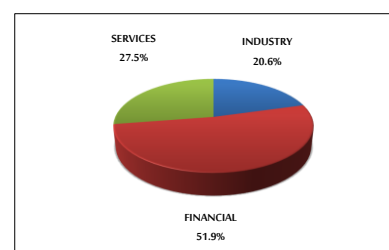
MARKET CAPITALIZATION (JD)

	2024	2025	NET CHANGE	CHANGE (%)
	22,688,262,504	22,680,914,500	-0.03%	28.46%

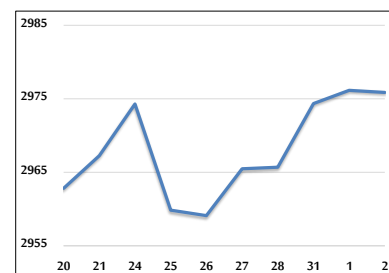
VALUE TRADED FROM 20/8 TO 2/9/2025



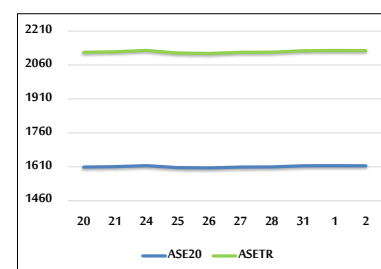
VALUE TRADED BY SECTOR TUESDAY 2/9/2025



ASE GENERAL FREE FLOAT WEIGHTED INDEX 20/8 TO 2/9/2025



ASE20 INDEX & ASETR INDEX FROM 20/8 TO 2/9/2025



ASE WEIGHTED INDEX FROM 20/8 TO 2/9/2025

