

Daily Summary for Amman Stock Exchange

VALUE TRADED (JD)

	2024	2025	NET CHANGE	CHANGE (%)
Daily	7,902,901	7,706,125	-196,776	-2.49%
Cumulative (3/8-13/8)	40,329,334	86,155,899	45,826,565	113.63%
Cumulative (2/1-13/8)	755,106,720	1,200,254,599	445,147,879	58.95%

NO. OF SHARES TRADED

	2024	2025	NET CHANGE	CHANGE (%)
Daily	4,201,660	5,939,551	1,737,891	41.36%
Cumulative (3/8-13/8)	26,788,222	50,165,699	23,377,477	87.27%
Cumulative (2/1-13/8)	537,265,951	597,384,634	60,118,683	11.19%

NO. OF TRANSACTIONS

	2024	2025	NET CHANGE	CHANGE (%)
Daily	2,114	4,144	2,030	96.03%
Cumulative (3/8-13/8)	18,567	36,426	17,859	96.19%
Cumulative (2/1-13/8)	348,672	394,571	45,899	13.16%

SOME FINANCIAL RATIOS FOR THE ASE (13/8/2025)

SECTOR	P/E	P/BV	DIVIDEND YIELD (%)	TURNOVER (%)
FINANCIAL	8.251	0.875	5.696	0.103
SERVICES	12.910	1.205	5.912	0.091
INDUSTRY	13.982	2.277	5.365	0.045
OVERALL	10.125	1.259	5.830	0.093

ASE GENERAL FREE FLOAT WEIGHTED INDEX ASEGI (1999=1000)

	TUESDAY 12/08/2025	WEDNESDAY 13/08/2025	% CHANGE	
			DAY BEFORE	YTD
GENERAL INDEX ASEGI	2971.6	2973.4	0.06%	19.47%
FINANCIAL	3060.6	3068.8	0.27%	15.76%
SERVICES	1852.3	1844.3	-0.43%	8.92%
INDUSTRY	7736.0	7744.6	0.11%	40.01%

ASE FREE FLOAT WEIGHTED INDEX ASE20 (2014=1000)

	1610.7	1611.4	0.04%	19.89%
--	--------	--------	-------	--------

TOTAL RETURN INDEX ASETR (2021=1074)

	2118.3	2119.1	0.04%	29.09%
--	--------	--------	-------	--------

ASE WEIGHTED INDEX (1991=1000)

	TUESDAY 12/08/2025	WEDNESDAY 13/08/2025	% CHANGE	
			DAY BEFORE	YTD
GENERAL	6033.5	6033.1	-0.01%	30.20%
BANKS	7871.9	7865.6	-0.08%	20.02%
INSURANCE	1685.7	1687.4	0.10%	22.63%
SERVICES	947.8	948.7	0.09%	9.85%
INDUSTRY	9914.5	9919.3	0.05%	47.19%

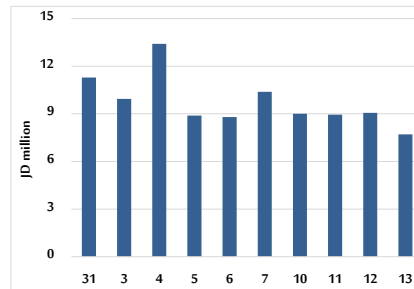
MARKET INDICES WEIGHTED BY FREE FLOAT MARKET CAP. (2012=1000)

	TUESDAY 12/08/2025	WEDNESDAY 13/08/2025	% CHANGE	
			DAY BEFORE	YTD
FIRST MARKET	1666.6	1667.4	0.05%	19.47%
SECOND MARKET	959.8	965.0	0.54%	15.91%

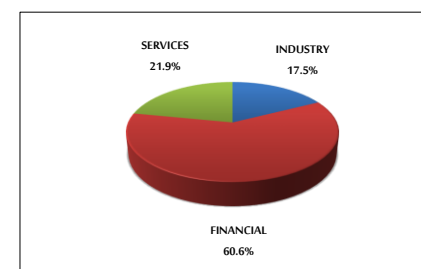
MARKET CAPITALIZATION (JD)

	22,750,511,272	22,750,426,517	0.00%	28.85%
--	----------------	----------------	-------	--------

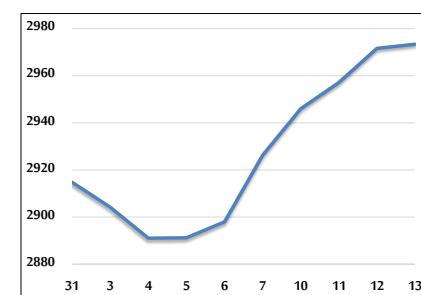
VALUE TRADED FROM 31/7 TO 13/8/2025



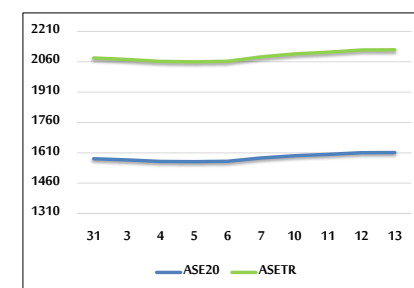
VALUE TRADED BY SECTOR WEDNESDAY 13/8/2025



ASE GENERAL FREE FLOAT WEIGHTED INDEX 31/7 TO 13/8/2025



ASE20 INDEX & ASETR INDEX FROM 31/7 TO 13/8/2025



ASE WEIGHTED INDEX FROM 31/7 TO 13/8/2025

