

Daily Summary for Amman Stock Exchange

VALUE TRADED (JD)

	2024	2025	NET CHANGE	CHANGE (%)
Daily	2,935,590	9,064,042	6,128,452	208.76%
Cumulative (3/8-12/8)	32,426,433	78,449,774	46,023,341	141.93%
Cumulative (2/1-12/8)	747,203,819	1,192,548,474	445,344,655	59.60%

NO. OF SHARES TRADED

	2024	2025	NET CHANGE	CHANGE (%)
Daily	1,969,885	4,705,109	2,735,224	138.85%
Cumulative (3/8-12/8)	22,586,562	44,226,148	21,639,586	95.81%
Cumulative (2/1-12/8)	533,064,291	591,445,083	58,380,792	10.95%

NO. OF TRANSACTIONS

	2024	2025	NET CHANGE	CHANGE (%)
Daily	2,069	3,675	1,606	77.62%
Cumulative (3/8-12/8)	16,453	32,282	15,829	96.21%
Cumulative (2/1-12/8)	346,558	390,427	43,869	12.66%

SOME FINANCIAL RATIOS FOR THE ASE (12/8/2025)

SECTOR	P/E	P/BV	DIVIDEND YIELD (%)	TURNOVER (%)
FINANCIAL	8.254	0.875	5.693	0.069
SERVICES	12.920	1.206	5.907	0.104
INDUSTRY	13.972	2.275	5.369	0.056
OVERALL	10.126	1.259	5.830	0.074

ASE GENERAL FREE FLOAT WEIGHTED INDEX ASEGI (1999=1000)

	MONDAY 11/08/2025	TUESDAY 12/08/2025	% CHANGE	
			DAY BEFORE	YTD
GENERAL INDEX ASEGI	2957.1	2971.6	0.49%	19.40%
FINANCIAL	3044.9	3060.6	0.52%	15.45%
SERVICES	1850.4	1852.3	0.11%	9.39%
INDUSTRY	7672.3	7736.0	0.83%	39.86%

ASE FREE FLOAT WEIGHTED INDEX ASE20 (2014=1000)

	1602.0	1610.7	0.55%	19.84%
--	--------	--------	-------	--------

TOTAL RETURN INDEX ASETR (2021=1074)

	2106.8	2118.3	0.55%	29.04%
--	--------	--------	-------	--------

ASE WEIGHTED INDEX (1991=1000)

	MONDAY 11/08/2025	TUESDAY 12/08/2025	% CHANGE	
			DAY BEFORE	YTD
GENERAL	6000.9	6033.5	0.54%	30.21%
BANKS	7845.9	7871.9	0.33%	20.12%
INSURANCE	1681.4	1685.7	0.26%	22.50%
SERVICES	947.3	947.8	0.06%	9.75%
INDUSTRY	9831.4	9914.5	0.84%	47.12%

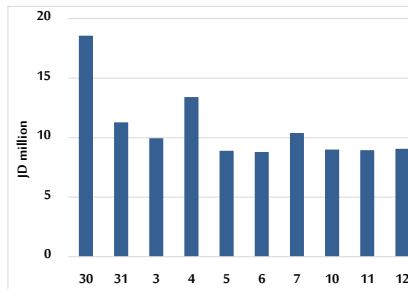
MARKET INDICES WEIGHTED BY FREE FLOAT MARKET CAP. (2012=1000)

	MONDAY 11/08/2025	TUESDAY 12/08/2025	% CHANGE	
			DAY BEFORE	YTD
FIRST MARKET	1657.8	1666.6	0.53%	19.41%
SECOND MARKET	958.3	959.8	0.15%	15.28%

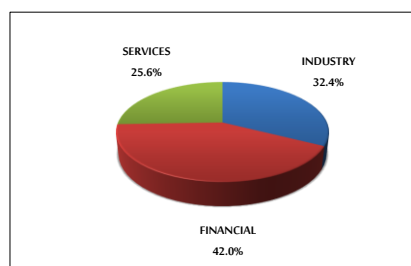
MARKET CAPITALIZATION (JD)

	22,627,999,369	22,750,511,272	0.54%	28.86%
--	----------------	----------------	-------	--------

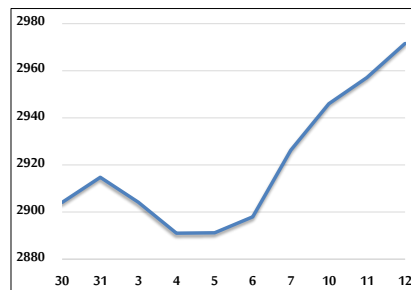
VALUE TRADED FROM 30/7 TO 12/8/2025



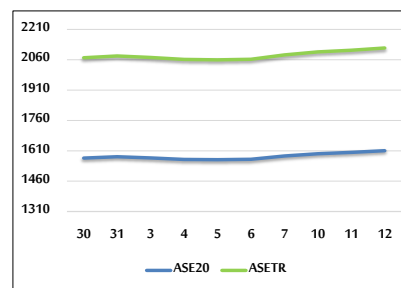
VALUE TRADED BY SECTOR TUESDAY 12/8/2025



ASE GENERAL FREE FLOAT WEIGHTED INDEX 30/7 TO 12/8/2025



ASE20 INDEX & ASETR INDEX FROM 30/7 TO 12/8/2025



ASE WEIGHTED INDEX FROM 30/7 TO 12/8/2025

