

### Daily Summary for Amman Stock Exchange

VALUE TRADED (JD)

	2024	2025	NET CHANGE	CHANGE (%)
Daily	2,592,955	8,950,832	6,357,877	245.20%
Cumulative (3/8-11/8)	29,490,843	69,385,732	39,894,889	135.28%
Cumulative (2/1-11/8)	744,268,229	1,183,484,432	439,216,203	59.01%

NO. OF SHARES TRADED

	2024	2025	NET CHANGE	CHANGE (%)
Daily	2,380,933	5,289,689	2,908,756	122.17%
Cumulative (3/8-11/8)	20,616,677	39,521,039	18,904,362	91.69%
Cumulative (2/1-11/8)	531,094,406	586,739,974	55,645,568	10.48%

NO. OF TRANSACTIONS

	2024	2025	NET CHANGE	CHANGE (%)
Daily	1,836	3,881	2,045	111.38%
Cumulative (3/8-11/8)	14,384	28,607	14,223	98.88%
Cumulative (2/1-11/8)	344,489	386,752	42,263	12.27%

SOME FINANCIAL RATIOS FOR THE ASE (11/8/2025)

SECTOR	P/E	P/BV	DIVIDEND YIELD (%)	TURNOVER (%)
FINANCIAL	8.222	0.875	5.718	0.074
SERVICES	12.913	1.206	5.910	0.128
INDUSTRY	13.841	2.254	5.419	0.065
OVERALL	10.071	1.253	5.861	0.083

ASE GENERAL FREE FLOAT WEIGHTED INDEX ASEGI (1999=1000)

	SUNDAY 10/08/2025	MONDAY 11/08/2025	% CHANGE	
			DAY BEFORE	YTD
GENERAL INDEX ASEGI	2946.0	2957.1	0.38%	18.82%
FINANCIAL	3034.1	3044.9	0.36%	14.86%
SERVICES	1847.6	1850.4	0.15%	9.27%
INDUSTRY	7627.7	7672.3	0.59%	38.71%

ASE FREE FLOAT WEIGHTED INDEX ASE20 (2014=1000)

	1595.8	1602.0	0.39%	19.19%
--	--------	--------	-------	--------

TOTAL RETURN INDEX ASETR (2021=1074)

	2098.7	2106.8	0.39%	28.34%
--	--------	--------	-------	--------

ASE WEIGHTED INDEX (1991=1000)

	SUNDAY 10/08/2025	MONDAY 11/08/2025	% CHANGE	
			DAY BEFORE	YTD
GENERAL	5971.0	6000.9	0.50%	29.51%
BANKS	7811.4	7845.9	0.44%	19.72%
INSURANCE	1688.5	1681.4	-0.42%	22.19%
SERVICES	945.7	947.3	0.16%	9.68%
INDUSTRY	9768.6	9831.4	0.64%	45.89%

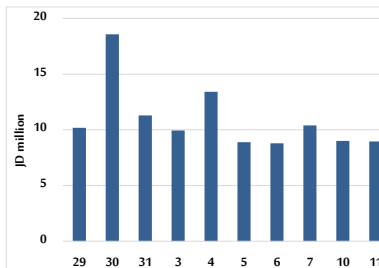
MARKET INDICES WEIGHTED BY FREE FLOAT MARKET CAP. (2012=1000)

	SUNDAY 10/08/2025	MONDAY 11/08/2025	% CHANGE	
			DAY BEFORE	YTD
FIRST MARKET	1651.9	1657.8	0.36%	18.79%
SECOND MARKET	952.2	958.3	0.65%	15.11%

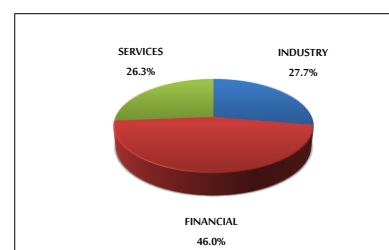
MARKET CAPITALIZATION (JD)

	22,520,093,782	22,627,999,369	0.48%	28.16%
--	----------------	----------------	-------	--------

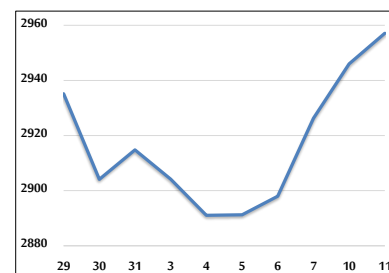
VALUE TRADED FROM 29/7 TO 11/8/2025



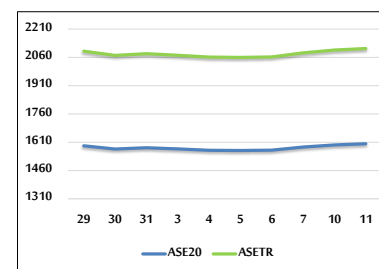
VALUE TRADED BY SECTOR MONDAY 11/8/2025



ASE GENERAL FREE FLOAT WEIGHTED INDEX 29/7 TO 11/8/2025



ASE20 INDEX & ASETR INDEX FROM 29/7 TO 11/8/2025



ASE WEIGHTED INDEX FROM 29/7 TO 11/8/2025

