

## Daily Summary for Amman Stock Exchange

### VALUE TRADED (JD)

	2024	2025	NET CHANGE	CHANGE (%)
Daily	3,248,504	9,002,745	5,754,241	177.14%
Cumulative (3/8-10/8)	26,897,888	60,434,900	33,537,012	124.68%
Cumulative (2/1-10/8)	741,675,274	1,174,533,600	432,858,326	58.36%

### NO. OF SHARES TRADED

	2024	2025	NET CHANGE	CHANGE (%)
Daily	2,061,797	5,049,770	2,987,973	144.92%
Cumulative (3/8-10/8)	18,235,744	34,231,350	15,995,606	87.72%
Cumulative (2/1-10/8)	528,713,473	581,450,285	52,736,812	9.97%

### NO. OF TRANSACTIONS

	2024	2025	NET CHANGE	CHANGE (%)
Daily	2,013	4,247	2,234	110.98%
Cumulative (3/8-10/8)	12,548	24,726	12,178	97.05%
Cumulative (2/1-10/8)	342,653	382,871	40,218	11.74%

### SOME FINANCIAL RATIOS FOR THE ASE (10/8/2025)

SECTOR	P/E	P/BV	DIVIDEND YIELD (%)	TURNOVER (%)
FINANCIAL	8.189	0.871	5.741	0.082
SERVICES	12.904	1.205	5.914	0.060
INDUSTRY	13.744	2.238	5.457	0.099
OVERALL	10.021	1.246	5.891	0.080

### ASE GENERAL FREE FLOAT WEIGHTED INDEX ASEGI (1999=1000)

	THURSDAY 07/08/2025	SUNDAY 10/08/2025	% CHANGE	
			DAY BEFORE	YTD
GENERAL INDEX ASEGI	2926.3	2946.0	0.67%	18.37%
FINANCIAL	3012.5	3034.1	0.72%	14.45%
SERVICES	1849.9	1847.6	-0.13%	9.11%
INDUSTRY	7526.6	7627.7	1.34%	37.90%

### ASE FREE FLOAT WEIGHTED INDEX ASE20 (2014=1000)

	1584.7	1595.8	0.70%	18.74%
--	--------	--------	-------	--------

### TOTAL RETURN INDEX ASETR (2021=1074)

	2084.0	2098.7	0.70%	27.85%
--	--------	--------	-------	--------

### ASE WEIGHTED INDEX (1991=1000)

	THURSDAY 07/08/2025	SUNDAY 10/08/2025	% CHANGE	
			DAY BEFORE	YTD
GENERAL	5917.9	5971.0	0.90%	28.86%
BANKS	7756.6	7811.4	0.71%	19.20%
INSURANCE	1706.5	1688.5	-1.05%	22.71%
SERVICES	946.3	945.7	-0.07%	9.50%
INDUSTRY	9640.9	9768.6	1.32%	44.95%

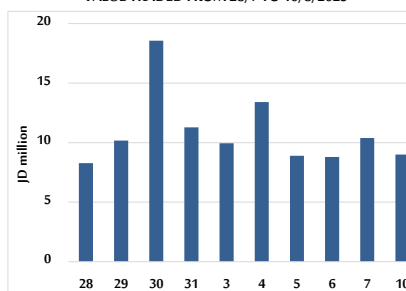
### MARKET INDICES WEIGHTED BY FREE FLOAT MARKET CAP. (2012=1000)

	THURSDAY 07/08/2025	SUNDAY 10/08/2025	% CHANGE	
			DAY BEFORE	YTD
FIRST MARKET	1640.2	1651.9	0.72%	18.36%
SECOND MARKET	951.4	952.2	0.08%	14.37%

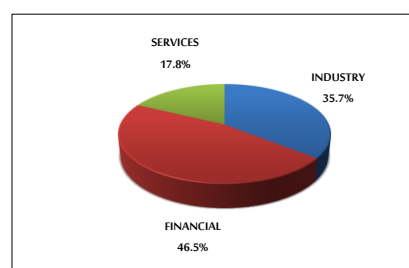
### MARKET CAPITALIZATION (JD)

	22,336,009,247	22,520,093,782	0.82%	27.55%
--	----------------	----------------	-------	--------

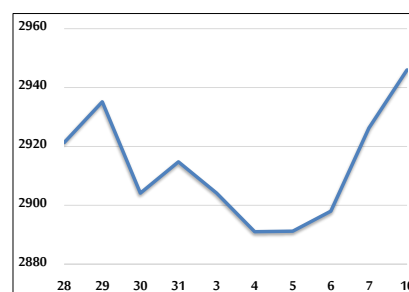
### VALUE TRADED FROM 28/7 TO 10/8/2025



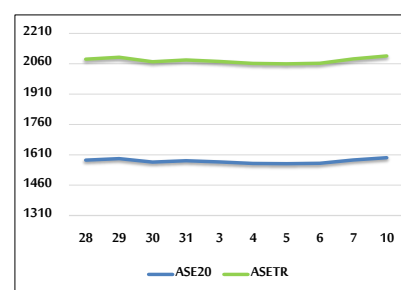
### VALUE TRADED BY SECTOR SUNDAY 10/8/2025



### ASE GENERAL FREE FLOAT WEIGHTED INDEX 28/7 TO 10/8/2025



### ASE20 INDEX & ASETR INDEX FROM 28/7 TO 10/8/2025



### ASE WEIGHTED INDEX FROM 28/7 TO 10/8/2025

