

## Daily Summary for Amman Stock Exchange

### VALUE TRADED (JD)

	2024	2025	NET CHANGE	CHANGE (%)
Daily	2,991,682	10,389,148	7,397,466	247.27%
Cumulative (3/8-7/8)	23,649,384	51,432,155	27,782,771	117.48%
Cumulative (2/1-7/8)	738,426,770	1,165,530,855	427,104,085	57.84%

### NO. OF SHARES TRADED

	2024	2025	NET CHANGE	CHANGE (%)
Daily	2,114,807	5,094,148	2,979,341	140.88%
Cumulative (3/8-7/8)	16,173,947	29,181,580	13,007,633	80.42%
Cumulative (2/1-7/8)	526,651,676	576,400,515	49,748,839	9.45%

### NO. OF TRANSACTIONS

	2024	2025	NET CHANGE	CHANGE (%)
Daily	1,832	4,239	2,407	131.39%
Cumulative (3/8-7/8)	10,535	20,479	9,944	94.39%
Cumulative (2/1-7/8)	340,640	378,624	37,984	11.15%

### SOME FINANCIAL RATIOS FOR THE ASE (7/8/2025)

SECTOR	P/E	P/BV	DIVIDEND YIELD (%)	TURNOVER (%)
FINANCIAL	8.140	0.866	5.776	0.071
SERVICES	12.912	1.206	5.910	0.100
INDUSTRY	13.563	2.208	5.530	0.101
OVERALL	9.932	1.235	5.944	0.081

### ASE GENERAL FREE FLOAT WEIGHTED INDEX ASEGI (1999=1000)

	WEDNESDAY 06/08/2025	THURSDAY 07/08/2025	% CHANGE	
			DAY BEFORE	YTD
GENERAL INDEX ASEGI	2898.0	2926.3	0.98%	17.58%
FINANCIAL	2992.8	3012.5	0.66%	13.64%
SERVICES	1836.2	1849.9	0.75%	9.25%
INDUSTRY	7382.7	7526.6	1.95%	36.07%

### ASE FREE FLOAT WEIGHTED INDEX ASE20 (2014=1000)

	1568.0	1584.7	1.06%	17.91%
--	--------	--------	-------	--------

### TOTAL RETURN INDEX ASETR (2021=1074)

	2062.1	2084.0	1.06%	26.95%
--	--------	--------	-------	--------

### ASE WEIGHTED INDEX (1991=1000)

	WEDNESDAY 06/08/2025	THURSDAY 07/08/2025	% CHANGE	
			DAY BEFORE	YTD
GENERAL	5831.0	5917.9	1.49%	27.72%
BANKS	7696.3	7756.6	0.78%	18.36%
INSURANCE	1703.0	1706.5	0.20%	24.01%
SERVICES	939.8	946.3	0.70%	9.57%
INDUSTRY	9417.9	9640.9	2.37%	43.06%

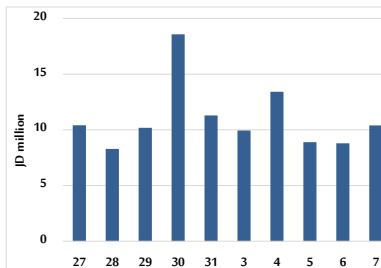
### MARKET INDICES WEIGHTED BY FREE FLOAT MARKET CAP. (2012=1000)

	WEDNESDAY 06/08/2025	THURSDAY 07/08/2025	% CHANGE	
			DAY BEFORE	YTD
FIRST MARKET	1623.6	1640.2	1.02%	17.52%
SECOND MARKET	947.4	951.4	0.43%	14.28%

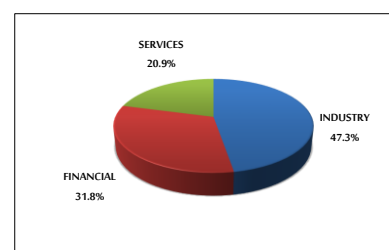
### MARKET CAPITALIZATION (JD)

	22,026,113,103	22,336,009,247	1.41%	26.51%
--	----------------	----------------	-------	--------

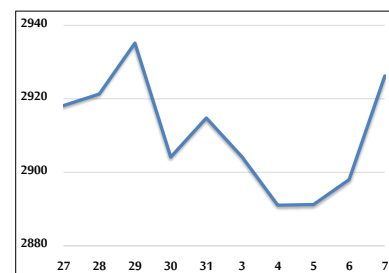
### VALUE TRADED FROM 27/7 TO 7/8/2025



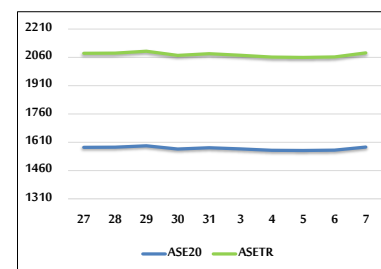
### VALUE TRADED BY SECTOR THURSDAY 7/8/2025



### ASE GENERAL FREE FLOAT WEIGHTED INDEX 27/7 TO 7/8/2025



### ASE20 INDEX & ASETR INDEX FROM 27/7 TO 7/8/2025



### ASE WEIGHTED INDEX FROM 27/7 TO 7/8/2025

