

Daily Summary for Amman Stock Exchange

VALUE TRADED (JD)

	2024	2025	NET CHANGE	CHANGE (%)
Daily	3,660,274	9,115,710	5,455,436	149.04%
Cumulative (3/8-18/8)	52,773,385	109,662,219	56,888,834	107.80%
Cumulative (2/1-18/8)	767,550,771	1,223,760,919	456,210,148	59.44%

NO. OF SHARES TRADED

	2024	2025	NET CHANGE	CHANGE (%)
Daily	4,033,392	4,827,175	793,783	19.68%
Cumulative (3/8-18/8)	40,864,669	63,805,724	22,941,055	56.14%
Cumulative (2/1-18/8)	551,342,398	611,024,659	59,682,261	10.82%

NO. OF TRANSACTIONS

	2024	2025	NET CHANGE	CHANGE (%)
Daily	2,177	3,512	1,335	61.32%
Cumulative (3/8-18/8)	25,527	46,871	21,344	83.61%
Cumulative (2/1-18/8)	355,632	405,016	49,384	13.89%

SOME FINANCIAL RATIOS FOR THE ASE (18/8/2025)

SECTOR	P/E	P/BV	DIVIDEND YIELD (%)	TURNOVER (%)
FINANCIAL	8.220	0.875	5.705	0.063
SERVICES	12.855	1.200	5.937	0.150
INDUSTRY	13.819	2.250	5.428	0.036
OVERALL	10.064	1.252	5.866	0.076

ASE GENERAL FREE FLOAT WEIGHTED INDEX ASEGI (1999=1000)

	SUNDAY 17/08/2025	MONDAY 18/08/2025	% CHANGE	
			DAY BEFORE	YTD
GENERAL INDEX ASEGI	2960.4	2965.1	0.16%	19.14%
FINANCIAL	3062.2	3067.2	0.16%	15.70%
SERVICES	1838.2	1841.4	0.17%	8.74%
INDUSTRY	7657.5	7664.6	0.09%	38.57%

ASE FREE FLOAT WEIGHTED INDEX ASE20 (2014=1000)

	2024	2025	2025	2025
	1605.5	1609.9	0.27%	19.78%

TOTAL RETURN INDEX ASETR (2021=1074)

	2024	2025	2025	2025
	2111.4	2117.1	0.27%	28.97%

ASE WEIGHTED INDEX (1991=1000)

	SUNDAY 17/08/2025	MONDAY 18/08/2025	% CHANGE	
			DAY BEFORE	YTD
GENERAL	5988.7	5996.4	0.13%	29.41%
BANKS	7859.6	7867.8	0.10%	20.06%
INSURANCE	1688.8	1684.6	-0.25%	22.42%
SERVICES	941.3	942.8	0.16%	9.17%
INDUSTRY	9783.8	9799.1	0.16%	45.41%

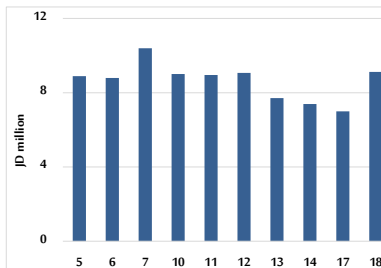
MARKET INDICES WEIGHTED BY FREE FLOAT MARKET CAP. (2012=1000)

	SUNDAY 17/08/2025	MONDAY 18/08/2025	% CHANGE	
			DAY BEFORE	YTD
FIRST MARKET	1661.5	1665.2	0.22%	19.31%
SECOND MARKET	951.4	945.8	-0.59%	13.60%

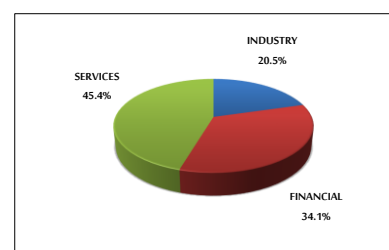
MARKET CAPITALIZATION (JD)

	2024	2025	2025	2025
	22,589,007,869	22,613,473,910	0.11%	28.08%

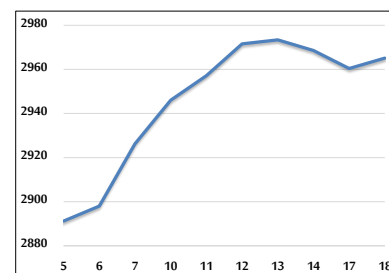
VALUE TRADED FROM 5/8 TO 18/8/2025



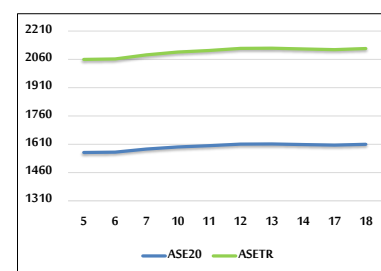
VALUE TRADED BY SECTOR MONDAY 18/8/2025



ASE GENERAL FREE FLOAT WEIGHTED INDEX 5/8 TO 18/8/2025



ASE20 INDEX & ASETR INDEX FROM 5/8 TO 18/8/2025



ASE WEIGHTED INDEX FROM 5/8 TO 18/8/2025

