

Daily Summary for Amman Stock Exchange

VALUE TRADED (JD)

	2024	2025	NET CHANGE	CHANGE (%)
Daily	3,600,871	6,997,124	3,396,253	94.32%
Cumulative (3/8-17/8)	49,113,111	100,546,509	51,433,398	104.72%
Cumulative (2/1-17/8)	763,890,497	1,214,645,209	450,754,712	59.01%

NO. OF SHARES TRADED

	2024	2025	NET CHANGE	CHANGE (%)
Daily	6,123,625	4,132,474	-1,991,151	-32.52%
Cumulative (3/8-17/8)	36,831,277	58,978,549	22,147,272	60.13%
Cumulative (2/1-17/8)	547,309,006	606,197,484	58,888,478	10.76%

NO. OF TRANSACTIONS

	2024	2025	NET CHANGE	CHANGE (%)
Daily	2,169	3,168	999	46.06%
Cumulative (3/8-17/8)	23,350	43,359	20,009	85.69%
Cumulative (2/1-17/8)	353,455	401,504	48,049	13.59%

SOME FINANCIAL RATIOS FOR THE ASE (17/8/2025)

SECTOR	P/E	P/BV	DIVIDEND YIELD (%)	TURNOVER (%)
FINANCIAL	8.241	0.874	5.703	0.060
SERVICES	12.834	1.198	5.946	0.089
INDUSTRY	13.794	2.246	5.438	0.057
OVERALL	10.051	1.250	5.873	0.065

ASE GENERAL FREE FLOAT WEIGHTED INDEX ASEGI (1999=1000)

	THURSDAY 14/08/2025	SUNDAY 17/08/2025	% CHANGE	
			DAY BEFORE	YTD
GENERAL INDEX ASEGI	2968.6	2960.4	-0.27%	18.95%
FINANCIAL	3060.7	3062.2	0.05%	15.51%
SERVICES	1846.4	1838.2	-0.44%	8.56%
INDUSTRY	7739.3	7657.5	-1.06%	38.44%

ASE FREE FLOAT WEIGHTED INDEX ASE20 (2014=1000)

	1608.5	1605.5	-0.19%	19.46%
--	--------	--------	--------	--------

TOTAL RETURN INDEX ASETR (2021=1074)

	2115.4	2111.4	-0.19%	28.62%
--	--------	--------	--------	--------

ASE WEIGHTED INDEX (1991=1000)

	THURSDAY 14/08/2025	SUNDAY 17/08/2025	% CHANGE	
			DAY BEFORE	YTD
GENERAL	6016.2	5988.7	-0.46%	29.25%
BANKS	7844.3	7859.6	0.20%	19.93%
INSURANCE	1688.8	1688.8	0.00%	22.73%
SERVICES	946.2	941.3	-0.52%	8.99%
INDUSTRY	9889.8	9783.8	-1.07%	45.18%

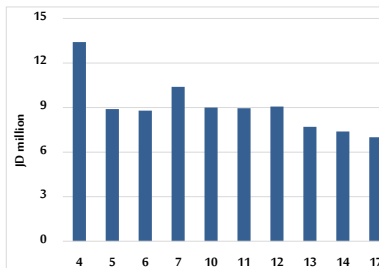
MARKET INDICES WEIGHTED BY FREE FLOAT MARKET CAP. (2012=1000)

	THURSDAY 14/08/2025	SUNDAY 17/08/2025	% CHANGE	
			DAY BEFORE	YTD
FIRST MARKET	1665.1	1661.5	-0.21%	19.05%
SECOND MARKET	961.2	951.4	-1.02%	14.27%

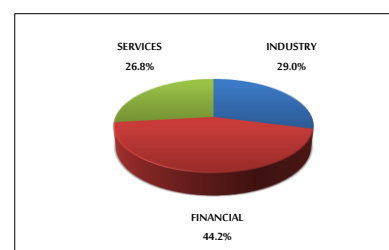
MARKET CAPITALIZATION (JD)

	22,686,834,378	22,589,007,869	-0.43%	27.94%
--	----------------	----------------	--------	--------

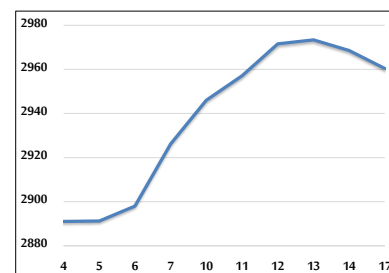
VALUE TRADED FROM 4/8 TO 17/8/2025



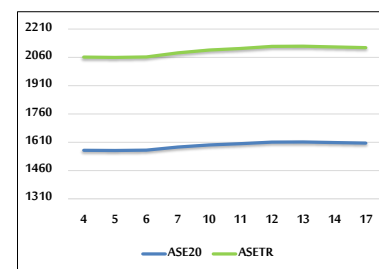
VALUE TRADED BY SECTOR SUNDAY 17/8/2025



ASE GENERAL FREE FLOAT WEIGHTED INDEX 4/8 TO 17/8/2025



ASE20 INDEX & ASETR INDEX FROM 4/8 TO 17/8/2025



ASE WEIGHTED INDEX FROM 4/8 TO 17/8/2025

