

Daily Summary for Amman Stock Exchange

VALUE TRADED (JD)

	2024	2025	NET CHANGE	CHANGE (%)
Daily	3,885,748	13,412,459	9,526,711	245.17%
Cumulative (3/8-4/8)	9,128,403	23,354,507	14,226,104	155.84%
Cumulative (2/1-4/8)	723,905,789	1,137,453,207	413,547,418	57.13%

NO. OF SHARES TRADED

	2024	2025	NET CHANGE	CHANGE (%)
Daily	1,927,877	8,698,384	6,770,507	351.19%
Cumulative (3/8-4/8)	5,690,262	12,755,478	7,065,216	124.16%
Cumulative (2/1-4/8)	516,167,991	559,974,413	43,806,422	8.49%

NO. OF TRANSACTIONS

	2024	2025	NET CHANGE	CHANGE (%)
Daily	2,042	4,476	2,434	119.20%
Cumulative (3/8-4/8)	4,341	8,395	4,054	93.39%
Cumulative (2/1-4/8)	334,446	366,540	32,094	9.60%

SOME FINANCIAL RATIOS FOR THE ASE (4/8/2025)

SECTOR	P/E	P/BV	DIVIDEND YIELD (%)	TURNOVER (%)
FINANCIAL	8.108	0.863	5.798	0.165
SERVICES	12.815	1.197	5.955	0.084
INDUSTRY	13.125	2.137	5.715	0.065
OVERALL	9.762	1.214	6.047	0.137

ASE GENERAL FREE FLOAT WEIGHTED INDEX ASEGI (1999=1000)

	SUNDAY 03/08/2025	MONDAY 04/08/2025	% CHANGE	
			DAY BEFORE	YTD
GENERAL INDEX ASEGI	2904.2	2891.0	-0.45%	16.16%
FINANCIAL	3000.2	2993.7	-0.22%	12.93%
SERVICES	1840.3	1834.4	-0.32%	8.33%
INDUSTRY	7382.0	7289.9	-1.25%	31.79%

ASE FREE FLOAT WEIGHTED INDEX ASE20 (2014=1000)

	1574.9	1567.5	-0.47%	16.63%
--	--------	--------	--------	--------

TOTAL RETURN INDEX ASETR (2021=1074)

	2071.2	2061.5	-0.47%	25.58%
--	--------	--------	--------	--------

ASE WEIGHTED INDEX (1991=1000)

	SUNDAY 03/08/2025	MONDAY 04/08/2025	% CHANGE	
			DAY BEFORE	YTD
GENERAL	5861.1	5816.7	-0.76%	25.54%
BANKS	7750.2	7732.2	-0.23%	17.99%
INSURANCE	1692.8	1706.5	0.81%	24.01%
SERVICES	939.8	934.4	-0.58%	8.19%
INDUSTRY	9460.0	9335.6	-1.31%	38.53%

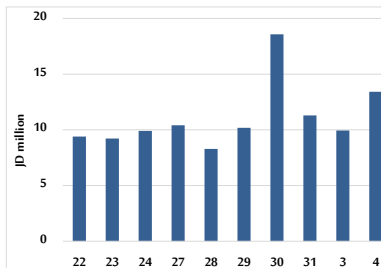
MARKET INDICES WEIGHTED BY FREE FLOAT MARKET CAP. (2012=1000)

	SUNDAY 03/08/2025	MONDAY 04/08/2025	% CHANGE	
			DAY BEFORE	YTD
FIRST MARKET	1630.3	1622.6	-0.47%	16.26%
SECOND MARKET	930.0	932.2	0.24%	11.97%

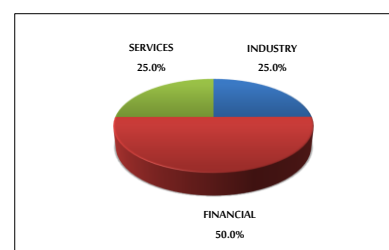
MARKET CAPITALIZATION (JD)

	22,132,796,790	21,978,333,217	-0.70%	24.48%
--	----------------	----------------	--------	--------

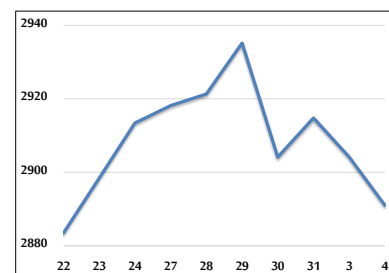
VALUE TRADED FROM 22/7 TO 4/8/2025



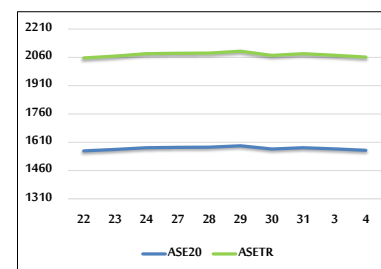
VALUE TRADED BY SECTOR MONDAY 4/8/2025



ASE GENERAL FREE FLOAT WEIGHTED INDEX 22/7 TO 4/8/2025



ASE20 INDEX & ASETR INDEX FROM 22/7 TO 4/8/2025



ASE WEIGHTED INDEX FROM 22/7 TO 4/8/2025

