

Daily Summary for Amman Stock Exchange

VALUE TRADED (JD)

	2024	2025	NET CHANGE	CHANGE (%)
Daily	5,242,655	9,942,048	4,699,393	89.64%
Cumulative (3/8-3/8)	5,242,655	9,942,048	4,699,393	89.64%
Cumulative (2/1-3/8)	720,020,041	1,124,040,748	404,020,707	56.11%

NO. OF SHARES TRADED

	2024	2025	NET CHANGE	CHANGE (%)
Daily	3,762,385	4,057,094	294,709	7.83%
Cumulative (3/8-3/8)	3,762,385	4,057,094	294,709	7.83%
Cumulative (2/1-3/8)	514,240,114	551,276,029	37,035,915	7.20%

NO. OF TRANSACTIONS

	2024	2025	NET CHANGE	CHANGE (%)
Daily	2,299	3,919	1,620	70.47%
Cumulative (3/8-3/8)	2,299	3,919	1,620	70.47%
Cumulative (2/1-3/8)	332,404	362,064	29,660	8.92%

SOME FINANCIAL RATIOS FOR THE ASE (3/8/2025)

SECTOR	P/E	P/BV	DIVIDEND YIELD (%)	TURNOVER (%)
FINANCIAL	8.123	0.865	5.788	0.067
SERVICES	12.857	1.200	5.936	0.072
INDUSTRY	13.314	2.168	5.634	0.036
OVERALL	9.837	1.223	6.001	0.064

ASE GENERAL FREE FLOAT WEIGHTED INDEX ASEGI (1999=1000)

	THURSDAY 31/07/2025	SUNDAY 03/08/2025	% CHANGE	
			DAY BEFORE	YTD
GENERAL INDEX ASEGI	2914.8	2904.2	-0.36%	16.69%
FINANCIAL	3008.9	3000.2	-0.29%	13.17%
SERVICES	1835.5	1840.3	0.26%	8.68%
INDUSTRY	7470.4	7382.0	-1.18%	33.46%

ASE FREE FLOAT WEIGHTED INDEX ASE20 (2014=1000)

	1580.8	1574.9	-0.37%	17.18%
--	--------	--------	--------	--------

TOTAL RETURN INDEX ASETR (2021=1074)

	2078.9	2071.2	-0.37%	26.17%
--	--------	--------	--------	--------

ASE WEIGHTED INDEX (1991=1000)

	THURSDAY 31/07/2025	SUNDAY 03/08/2025	% CHANGE	
			DAY BEFORE	YTD
GENERAL	5910.1	5861.1	-0.83%	26.49%
BANKS	7809.6	7750.2	-0.76%	18.27%
INSURANCE	1681.1	1692.8	0.69%	23.02%
SERVICES	942.3	939.8	-0.26%	8.82%
INDUSTRY	9558.9	9460.0	-1.03%	40.38%

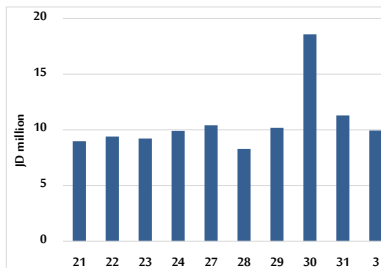
MARKET INDICES WEIGHTED BY FREE FLOAT MARKET CAP. (2012=1000)

	THURSDAY 31/07/2025	SUNDAY 03/08/2025	% CHANGE	
			DAY BEFORE	YTD
FIRST MARKET	1636.1	1630.3	-0.36%	16.81%
SECOND MARKET	931.7	930.0	-0.19%	11.70%

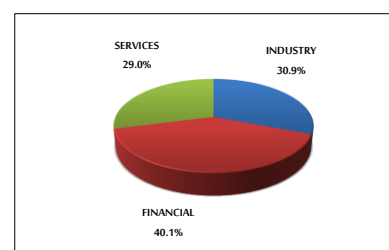
MARKET CAPITALIZATION (JD)

	22,301,567,413	22,132,796,790	-0.76%	25.36%
--	----------------	----------------	--------	--------

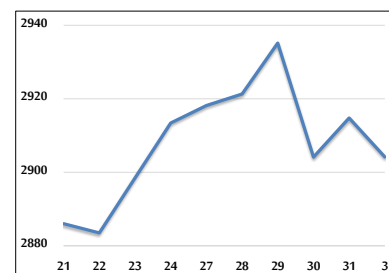
VALUE TRADED FROM 21/7 TO 3/8/2025



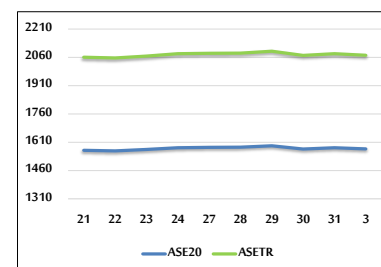
VALUE TRADED BY SECTOR SUNDAY 3/8/2025



ASE GENERAL FREE FLOAT WEIGHTED INDEX 21/7 TO 3/8/2025



ASE20 INDEX & ASETR INDEX FROM 21/7 TO 3/8/2025



ASE WEIGHTED INDEX FROM 21/7 TO 3/8/2025

