

Daily Summary for Amman Stock Exchange

VALUE TRADED (JD)

	2024	2025	NET CHANGE	CHANGE (%)
Daily	4,104,357	10,364,893	6,260,536	152.53%
Cumulative (1/7-15/7)	42,697,729	133,611,007	90,913,278	212.92%
Cumulative (2/1-15/7)	664,919,276	987,463,674	322,544,398	48.51%

NO. OF SHARES TRADED

	2024	2025	NET CHANGE	CHANGE (%)
Daily	5,037,923	7,192,679	2,154,756	42.77%
Cumulative (1/7-15/7)	41,807,481	52,729,819	10,922,338	26.13%
Cumulative (2/1-15/7)	470,115,306	478,989,159	8,873,853	1.89%

NO. OF TRANSACTIONS

	2024	2025	NET CHANGE	CHANGE (%)
Daily	2,441	3,409	968	39.66%
Cumulative (1/7-15/7)	25,625	36,250	10,625	41.46%
Cumulative (2/1-15/7)	302,884	311,520	8,636	2.85%

SOME FINANCIAL RATIOS FOR THE ASE (15/7/2025)

SECTOR	P/E	P/BV	DIVIDEND YIELD (%)	TURNOVER (%)
FINANCIAL	8.370	0.863	5.834	0.136
SERVICES	13.472	1.193	5.974	0.077
INDUSTRY	12.935	2.108	5.794	0.048
OVERALL	9.882	1.206	6.089	0.114

ASE GENERAL FREE FLOAT WEIGHTED INDEX ASEGI (1999=1000)

	MONDAY 14/07/2025	TUESDAY 15/07/2025	% CHANGE	
			DAY BEFORE	YTD
GENERAL INDEX ASEGI	2855.1	2857.8	0.09%	14.83%
FINANCIAL	2956.9	2955.6	-0.04%	11.49%
SERVICES	1823.8	1817.9	-0.32%	7.36%
INDUSTRY	7146.7	7207.0	0.84%	30.29%

ASE FREE FLOAT WEIGHTED INDEX ASE20 (2014=1000)

	1551.7	1553.0	0.08%	15.55%
--	--------	--------	-------	--------

TOTAL RETURN INDEX ASETR (2021=1074)

	2040.7	2042.3	0.08%	24.41%
--	--------	--------	-------	--------

ASE WEIGHTED INDEX (1991=1000)

	MONDAY 14/07/2025	TUESDAY 15/07/2025	% CHANGE	
			DAY BEFORE	YTD
GENERAL	5754.8	5776.0	0.37%	24.66%
BANKS	7776.7	7761.7	-0.19%	18.44%
INSURANCE	1612.2	1596.4	-0.98%	16.01%
SERVICES	934.2	935.4	0.13%	8.31%
INDUSTRY	9077.0	9168.0	1.00%	36.04%

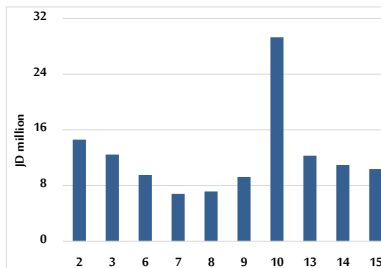
MARKET INDICES WEIGHTED BY FREE FLOAT MARKET CAP. (2012=1000)

	MONDAY 14/07/2025	TUESDAY 15/07/2025	% CHANGE	
			DAY BEFORE	YTD
FIRST MARKET	1605.7	1606.8	0.07%	15.13%
SECOND MARKET	884.2	889.5	0.60%	6.84%

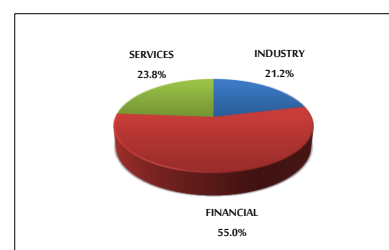
MARKET CAPITALIZATION (JD)

	21,765,659,611	21,835,447,733	0.32%	23.67%
--	----------------	----------------	-------	--------

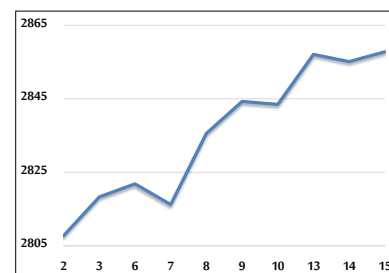
VALUE TRADED FROM 2/7 TO 15/7/2025



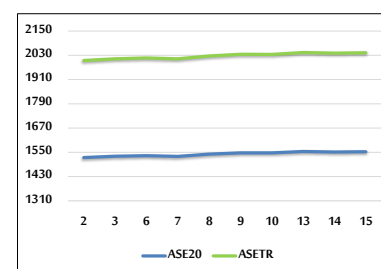
VALUE TRADED BY SECTOR TUESDAY 15/7/2025



ASE GENERAL FREE FLOAT WEIGHTED INDEX 2/7 TO 15/7/2025



ASE20 INDEX & ASETR INDEX FROM 2/7 TO 15/7/2025



ASE WEIGHTED INDEX FROM 2/7 TO 15/7/2025

