

Daily Summary for Amman Stock Exchange

VALUE TRADED (JD)

	2024	2025	NET CHANGE	CHANGE (%)
Daily	3,419,594	10,949,041	7,529,447	220.19%
Cumulative (1/7-14/7)	38,593,372	123,246,114	84,652,742	219.35%
Cumulative (2/1-14/7)	660,814,919	977,098,781	316,283,862	47.86%

NO. OF SHARES TRADED

	2024	2025	NET CHANGE	CHANGE (%)
Daily	2,966,430	7,491,749	4,525,319	152.55%
Cumulative (1/7-14/7)	36,769,558	45,537,140	8,767,582	23.84%
Cumulative (2/1-14/7)	465,077,383	471,796,480	6,719,097	1.44%

NO. OF TRANSACTIONS

	2024	2025	NET CHANGE	CHANGE (%)
Daily	2,221	3,516	1,295	58.31%
Cumulative (1/7-14/7)	23,184	32,841	9,657	41.65%
Cumulative (2/1-14/7)	300,443	308,111	7,668	2.55%

SOME FINANCIAL RATIOS FOR THE ASE (14/7/2025)

SECTOR	P/E	P/BV	DIVIDEND YIELD (%)	TURNOVER (%)
FINANCIAL	8.383	0.864	5.825	0.136
SERVICES	13.509	1.196	5.958	0.089
INDUSTRY	12.798	2.086	5.856	0.070
OVERALL	9.846	1.201	6.112	0.118

ASE GENERAL FREE FLOAT WEIGHTED INDEX ASEGI (1999=1000)

	SUNDAY 13/07/2025	MONDAY 14/07/2025	% CHANGE	
			DAY BEFORE	YTD
GENERAL INDEX ASEGI	2857.1	2855.1	-0.07%	14.72%
FINANCIAL	2951.0	2956.9	0.20%	11.54%
SERVICES	1832.0	1823.8	-0.45%	7.70%
INDUSTRY	7160.6	7146.7	-0.19%	29.20%

ASE FREE FLOAT WEIGHTED INDEX ASE20 (2014=1000)

	1554.1	1551.7	-0.15%	15.45%
--	--------	--------	--------	--------

TOTAL RETURN INDEX ASETR (2021=1074)

	2043.8	2040.7	-0.15%	24.32%
--	--------	--------	--------	--------

ASE WEIGHTED INDEX (1991=1000)

	SUNDAY 13/07/2025	MONDAY 14/07/2025	% CHANGE	
			DAY BEFORE	YTD
GENERAL	5756.8	5754.8	-0.03%	24.20%
BANKS	7756.8	7776.7	0.26%	18.67%
INSURANCE	1609.9	1612.2	0.14%	17.16%
SERVICES	934.6	934.2	-0.05%	8.17%
INDUSTRY	9107.0	9077.0	-0.33%	34.69%

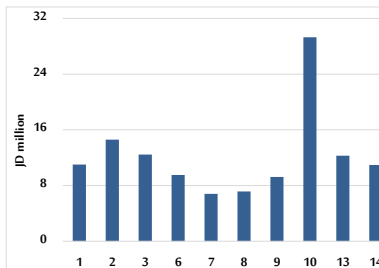
MARKET INDICES WEIGHTED BY FREE FLOAT MARKET CAP. (2012=1000)

	SUNDAY 13/07/2025	MONDAY 14/07/2025	% CHANGE	
			DAY BEFORE	YTD
FIRST MARKET	1607.3	1605.7	-0.10%	15.05%
SECOND MARKET	877.7	884.2	0.74%	6.20%

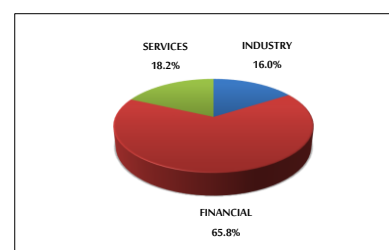
MARKET CAPITALIZATION (JD)

	21,770,465,681	21,765,659,611	-0.02%	23.28%
--	----------------	----------------	--------	--------

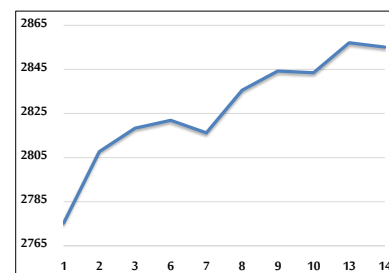
VALUE TRADED FROM 1/7 TO 14/7/2025



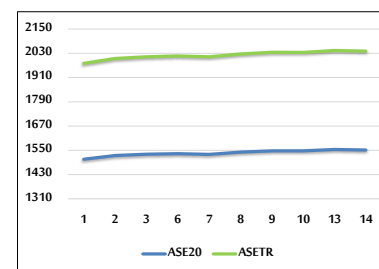
VALUE TRADED BY SECTOR MONDAY 14/7/2025



ASE GENERAL FREE FLOAT WEIGHTED INDEX 1/7 TO 14/7/2025



ASE20 INDEX & ASETR INDEX FROM 1/7 TO 14/7/2025



ASE WEIGHTED INDEX FROM 1/7 TO 14/7/2025

