

## Daily Summary for Amman Stock Exchange

### VALUE TRADED (JD)

	2024	2025	NET CHANGE	CHANGE (%)
Daily	4,449,069	12,275,870	7,826,801	175.92%
Cumulative (1/7-13/7)	35,173,778	112,297,073	77,123,295	219.26%
Cumulative (2/1-13/7)	657,395,325	966,149,740	308,754,415	46.97%

### NO. OF SHARES TRADED

	2024	2025	NET CHANGE	CHANGE (%)
Daily	4,072,430	6,313,272	2,240,842	55.02%
Cumulative (1/7-13/7)	33,803,128	38,045,391	4,242,263	12.55%
Cumulative (2/1-13/7)	462,110,953	464,304,731	2,193,778	0.47%

### NO. OF TRANSACTIONS

	2024	2025	NET CHANGE	CHANGE (%)
Daily	2,785	2,715	-70	-2.51%
Cumulative (1/7-13/7)	20,963	29,325	8,362	39.89%
Cumulative (2/1-13/7)	298,222	304,595	6,373	2.14%

### SOME FINANCIAL RATIOS FOR THE ASE (13/7/2025)

SECTOR	P/E	P/BV	DIVIDEND YIELD (%)	TURNOVER (%)
FINANCIAL	8.359	0.862	5.842	0.116
SERVICES	13.535	1.198	5.946	0.094
INDUSTRY	12.839	2.092	5.837	0.025
OVERALL	9.849	1.202	6.109	0.100

### ASE GENERAL FREE FLOAT WEIGHTED INDEX ASEGI (1999=1000)

	THURSDAY 10/07/2025	SUNDAY 13/07/2025	% CHANGE	
			DAY BEFORE	YTD
GENERAL INDEX ASEGI	2843.5	2857.1	0.48%	14.80%
FINANCIAL	2929.9	2951.0	0.72%	11.32%
SERVICES	1835.8	1832.0	-0.21%	8.19%
INDUSTRY	7130.6	7160.6	0.42%	29.46%

### ASE FREE FLOAT WEIGHTED INDEX ASE20 (2014=1000)

	1546.9	1554.1	0.46%	15.63%

### TOTAL RETURN INDEX ASETR (2021=1074)

	2034.4	2043.8	0.46%	24.50%

### ASE WEIGHTED INDEX (1991=1000)

	THURSDAY 10/07/2025	SUNDAY 13/07/2025	% CHANGE	
			DAY BEFORE	YTD
GENERAL	5724.7	5756.8	0.56%	24.24%
BANKS	7689.1	7756.8	0.88%	18.37%
INSURANCE	1610.1	1609.9	-0.01%	17.00%
SERVICES	936.6	934.6	-0.21%	8.22%
INDUSTRY	9069.0	9107.0	0.42%	35.14%

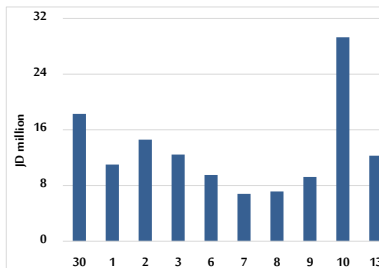
### MARKET INDICES WEIGHTED BY FREE FLOAT MARKET CAP. (2012=1000)

	THURSDAY 10/07/2025	SUNDAY 13/07/2025	% CHANGE	
			DAY BEFORE	YTD
FIRST MARKET	1599.7	1607.3	0.48%	15.17%
SECOND MARKET	874.6	877.7	0.35%	5.42%

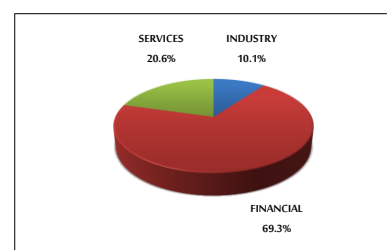
### MARKET CAPITALIZATION (JD)

	21,665,511,736	21,770,465,681	0.48%	23.30%

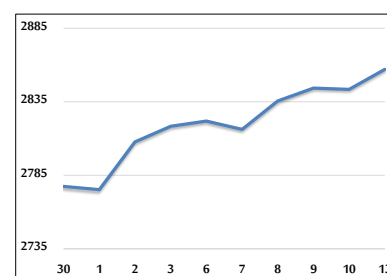
### VALUE TRADED FROM 30/6 TO 13/7/2025



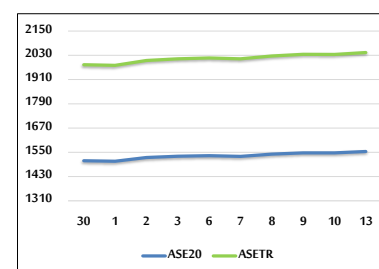
### VALUE TRADED BY SECTOR SUNDAY 13/7/2025



### ASE GENERAL FREE FLOAT WEIGHTED INDEX 30/6 TO 13/7/2025



### ASE20 INDEX & ASETR INDEX FROM 30/6 TO 13/7/2025



### ASE WEIGHTED INDEX FROM 30/6 TO 13/7/2025

