

## Daily Summary for Amman Stock Exchange

### VALUE TRADED (JD)

	2024	2025	NET CHANGE	CHANGE (%)
Daily	4,738,813	29,294,747	24,555,934	518.19%
Cumulative (1/7-10/7)	30,724,709	100,021,203	69,296,494	225.54%
Cumulative (2/1-10/7)	652,946,256	953,873,870	300,927,614	46.09%

### NO. OF SHARES TRADED

	2024	2025	NET CHANGE	CHANGE (%)
Daily	3,736,192	5,440,931	1,704,739	45.63%
Cumulative (1/7-10/7)	29,730,698	31,732,119	2,001,421	6.73%
Cumulative (2/1-10/7)	458,038,523	457,991,459	-47,064	-0.01%

### NO. OF TRANSACTIONS

	2024	2025	NET CHANGE	CHANGE (%)
Daily	2,806	2,895	89	3.17%
Cumulative (1/7-10/7)	18,178	26,610	8,432	46.39%
Cumulative (2/1-10/7)	295,437	301,880	6,443	2.18%

### SOME FINANCIAL RATIOS FOR THE ASE (10/7/2025)

SECTOR	P/E	P/BV	DIVIDEND YIELD (%)	TURNOVER (%)
FINANCIAL	8.292	0.855	5.889	0.051
SERVICES	13.567	1.201	5.932	0.123
INDUSTRY	12.793	2.085	5.858	0.214
OVERALL	9.794	1.195	6.144	0.086

### ASE GENERAL FREE FLOAT WEIGHTED INDEX ASEGI (1999=1000)

	WEDNESDAY 09/07/2025	THURSDAY 10/07/2025	% CHANGE	
			DAY BEFORE	YTD
GENERAL INDEX ASEGI	2844.3	2843.5	-0.03%	14.25%
FINANCIAL	2925.4	2929.9	0.15%	10.52%
SERVICES	1836.9	1835.8	-0.05%	8.42%
INDUSTRY	7172.7	7130.6	-0.59%	28.91%

### ASE FREE FLOAT WEIGHTED INDEX ASE20 (2014=1000)

	1547.6	1546.9	-0.04%	15.10%
--	--------	--------	--------	--------

### TOTAL RETURN INDEX ASETR (2021=1074)

	2035.2	2034.4	-0.04%	23.93%
--	--------	--------	--------	--------

### ASE WEIGHTED INDEX (1991=1000)

	WEDNESDAY 09/07/2025	THURSDAY 10/07/2025	% CHANGE	
			DAY BEFORE	YTD
GENERAL	5735.1	5724.7	-0.18%	23.55%
BANKS	7673.7	7689.1	0.20%	17.33%
INSURANCE	1608.3	1610.1	0.11%	17.01%
SERVICES	939.2	936.6	-0.27%	8.45%
INDUSTRY	9119.1	9069.0	-0.55%	34.57%

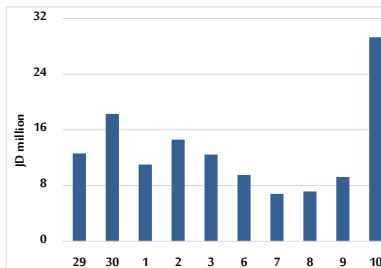
### MARKET INDICES WEIGHTED BY FREE FLOAT MARKET CAP. (2012=1000)

	WEDNESDAY 09/07/2025	THURSDAY 10/07/2025	% CHANGE	
			DAY BEFORE	YTD
FIRST MARKET	1600.5	1599.7	-0.05%	14.62%
SECOND MARKET	871.0	874.6	0.42%	5.05%

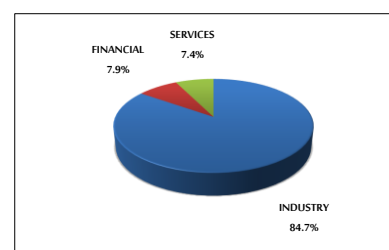
### MARKET CAPITALIZATION (JD)

	21,702,061,015	21,665,511,736	-0.17%	22.71%
--	----------------	----------------	--------	--------

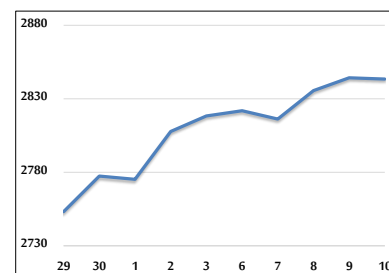
### VALUE TRADED FROM 29/6 TO 10/7/2025



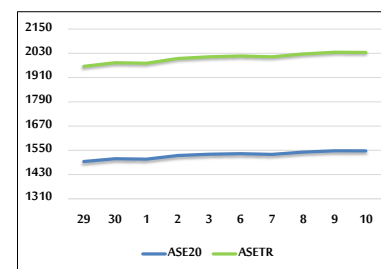
### VALUE TRADED BY SECTOR THURSDAY 10/7/2025



### ASE GENERAL FREE FLOAT WEIGHTED INDEX 29/6 TO 10/7/2025



### ASE20 INDEX & ASETR INDEX FROM 29/6 TO 10/7/2025



### ASE WEIGHTED INDEX FROM 29/6 TO 10/7/2025

