

Daily Summary for Amman Stock Exchange

VALUE TRADED (JD)

	2024	2025	NET CHANGE	CHANGE (%)
Daily	7,695,966	11,288,473	3,592,507	46.68%
Cumulative (1/7-31/7)	92,555,839	260,246,033	167,690,194	181.18%
Cumulative (2/1-31/7)	714,777,386	1,114,098,700	399,321,314	55.87%

NO. OF SHARES TRADED

	2024	2025	NET CHANGE	CHANGE (%)
Daily	5,720,958	6,048,141	327,183	5.72%
Cumulative (1/7-31/7)	82,169,904	120,959,595	38,789,691	47.21%
Cumulative (2/1-31/7)	510,477,729	547,218,935	36,741,206	7.20%

NO. OF TRANSACTIONS

	2024	2025	NET CHANGE	CHANGE (%)
Daily	2,521	4,317	1,796	71.24%
Cumulative (1/7-31/7)	52,846	82,875	30,029	56.82%
Cumulative (2/1-31/7)	330,105	358,145	28,040	8.49%

SOME FINANCIAL RATIOS FOR THE ASE (31/7/2025)

SECTOR	P/E	P/BV	DIVIDEND YIELD (%)	TURNOVER (%)
FINANCIAL	8.473	0.871	5.794	0.101
SERVICES	13.541	1.199	5.944	0.110
INDUSTRY	13.456	2.193	5.570	0.035
OVERALL	10.110	1.234	5.952	0.094

ASE GENERAL FREE FLOAT WEIGHTED INDEX ASEGI (1999=1000)

	WEDNESDAY 30/07/2025	THURSDAY 31/07/2025	% CHANGE	
			DAY BEFORE	YTD
GENERAL INDEX ASEGI	2904.1	2914.8	0.37%	17.12%
FINANCIAL	2997.3	3008.9	0.39%	13.50%
SERVICES	1825.5	1835.5	0.55%	8.40%
INDUSTRY	7474.6	7470.4	-0.06%	35.06%

ASE FREE FLOAT WEIGHTED INDEX ASE20 (2014=1000)

	2024	2025	0.42%	17.62%
--	------	------	-------	--------

TOTAL RETURN INDEX ASETR (2021=1074)

	2070.2	2078.9	0.42%	26.65%
--	--------	--------	-------	--------

ASE WEIGHTED INDEX (1991=1000)

	WEDNESDAY 30/07/2025	THURSDAY 31/07/2025	% CHANGE	
			DAY BEFORE	YTD
GENERAL	5906.5	5910.1	0.06%	27.55%
BANKS	7798.7	7809.6	0.14%	19.17%
INSURANCE	1675.0	1681.1	0.37%	22.17%
SERVICES	943.1	942.3	-0.09%	9.10%
INDUSTRY	9557.4	9558.9	0.02%	41.84%

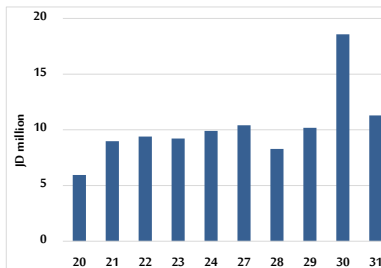
MARKET INDICES WEIGHTED BY FREE FLOAT MARKET CAP. (2012=1000)

	WEDNESDAY 30/07/2025	THURSDAY 31/07/2025	% CHANGE	
			DAY BEFORE	YTD
FIRST MARKET	1629.8	1636.1	0.39%	17.23%
SECOND MARKET	930.3	931.7	0.15%	11.91%

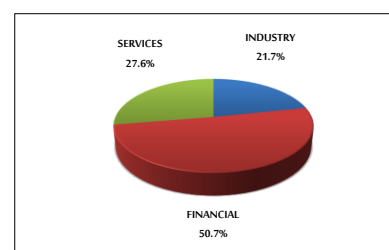
MARKET CAPITALIZATION (JD)

	22,288,224,373	22,301,567,413	0.06%	26.31%
--	----------------	----------------	-------	--------

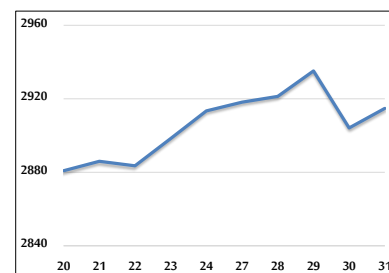
VALUE TRADED FROM 20/7 TO 31/7/2025



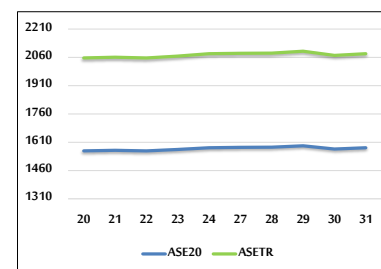
VALUE TRADED BY SECTOR THURSDAY 31/7/2025



ASE GENERAL FREE FLOAT WEIGHTED INDEX 20/7 TO 31/7/2025



ASE20 INDEX & ASETR INDEX FROM 20/7 TO 31/7/2025



ASE WEIGHTED INDEX FROM 20/7 TO 31/7/2025

