

Daily Summary for Amman Stock Exchange

VALUE TRADED (JD)

	2024	2025	NET CHANGE	CHANGE (%)
Daily	-	18,566,373	-	-
Cumulative (1/7-30/7)	84,859,873	248,957,560	164,097,687	193.37%
Cumulative (2/1-30/7)	707,081,420	1,102,810,227	395,728,807	55.97%

NO. OF SHARES TRADED

	2024	2025	NET CHANGE	CHANGE (%)
Daily	-	7,879,177	-	-
Cumulative (1/7-30/7)	76,448,946	114,911,454	38,462,508	50.31%
Cumulative (2/1-30/7)	504,756,771	541,170,794	36,414,023	7.21%

NO. OF TRANSACTIONS

	2024	2025	NET CHANGE	CHANGE (%)
Daily	-	4,920	-	-
Cumulative (1/7-30/7)	50,325	78,558	28,233	56.10%
Cumulative (2/1-30/7)	327,584	353,828	26,244	8.01%

SOME FINANCIAL RATIOS FOR THE ASE (30/7/2025)

SECTOR	P/E	P/BV	DIVIDEND YIELD (%)	TURNOVER (%)
FINANCIAL	8.462	0.870	5.802	0.115
SERVICES	13.522	1.197	5.952	0.139
INDUSTRY	13.462	2.194	5.567	0.154
OVERALL	10.104	1.233	5.955	0.124

ASE GENERAL FREE FLOAT WEIGHTED INDEX ASEGI (1999=1000)

	TUESDAY 29/07/2025	WEDNESDAY 30/07/2025	% CHANGE	
			DAY BEFORE	YTD
GENERAL INDEX ASEGI	2935.2	2904.1	-1.06%	16.69%
FINANCIAL	3019.7	2997.3	-0.74%	13.07%
SERVICES	1824.7	1825.5	0.04%	7.80%
INDUSTRY	7709.7	7474.6	-3.05%	35.13%

ASE FREE FLOAT WEIGHTED INDEX ASE20 (2014=1000)

	1591.1	1574.2	-1.06%	17.13%
--	--------	--------	--------	--------

TOTAL RETURN INDEX ASETR (2021=1074)

	2092.4	2070.2	-1.06%	26.11%
--	--------	--------	--------	--------

ASE WEIGHTED INDEX (1991=1000)

	TUESDAY 29/07/2025	WEDNESDAY 30/07/2025	% CHANGE	
			DAY BEFORE	YTD
GENERAL	6021.9	5906.5	-1.92%	27.47%
BANKS	7868.6	7798.7	-0.89%	19.01%
INSURANCE	1655.9	1675.0	1.15%	21.73%
SERVICES	949.0	943.1	-0.63%	9.20%
INDUSTRY	9875.5	9557.4	-3.22%	41.82%

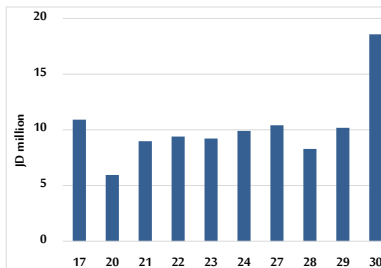
MARKET INDICES WEIGHTED BY FREE FLOAT MARKET CAP. (2012=1000)

	TUESDAY 29/07/2025	WEDNESDAY 30/07/2025	% CHANGE	
			DAY BEFORE	YTD
FIRST MARKET	1647.1	1629.8	-1.05%	16.78%
SECOND MARKET	938.4	930.3	-0.87%	11.74%

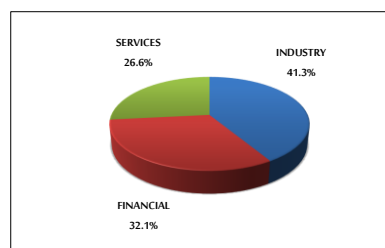
MARKET CAPITALIZATION (JD)

	22,691,810,579	22,288,224,373	-1.78%	26.24%
--	----------------	----------------	--------	--------

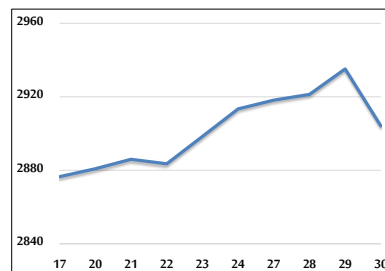
VALUE TRADED FROM 17/7 TO 30/7/2025



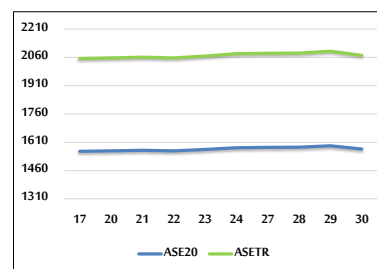
VALUE TRADED BY SECTOR WEDNESDAY 30/7/2025



ASE GENERAL FREE FLOAT WEIGHTED INDEX 17/7 TO 30/7/2025



ASE20 INDEX & ASETR INDEX FROM 17/7 TO 30/7/2025



ASE WEIGHTED INDEX FROM 17/7 TO 30/7/2025

