

Daily Summary for Amman Stock Exchange

VALUE TRADED (JD)

	2024	2025	NET CHANGE	CHANGE (%)
Daily	4,260,560	9,505,879	5,245,319	123.11%
Cumulative (1/7-6/7)	13,659,522	47,531,001	33,871,479	247.97%
Cumulative (2/1-6/7)	635,881,069	901,383,668	265,502,599	41.75%

NO. OF SHARES TRADED

	2024	2025	NET CHANGE	CHANGE (%)
Daily	4,284,863	3,420,611	-864,252	-20.17%
Cumulative (1/7-6/7)	14,278,598	14,972,331	693,733	4.86%
Cumulative (2/1-6/7)	442,586,423	441,231,671	-1,354,752	-0.31%

NO. OF TRANSACTIONS

	2024	2025	NET CHANGE	CHANGE (%)
Daily	2,509	3,699	1,190	47.43%
Cumulative (1/7-6/7)	8,644	14,232	5,588	64.65%
Cumulative (2/1-6/7)	285,903	289,502	3,599	1.26%

SOME FINANCIAL RATIOS FOR THE ASE (6/7/2025)

SECTOR	P/E	P/BV	DIVIDEND YIELD (%)	TURNOVER (%)
FINANCIAL	8.231	0.849	5.932	0.044
SERVICES	13.512	1.196	5.957	0.089
INDUSTRY	12.707	2.071	5.898	0.055
OVERALL	9.718	1.186	6.192	0.054

ASE GENERAL FREE FLOAT WEIGHTED INDEX ASEGI (1999=1000)

	THURSDAY 03/07/2025	SUNDAY 06/07/2025	% CHANGE	
			DAY BEFORE	YTD
GENERAL INDEX ASEGI	2818.3	2821.9	0.13%	13.38%
FINANCIAL	2892.3	2901.3	0.31%	9.44%
SERVICES	1826.9	1834.3	0.40%	8.32%
INDUSTRY	7168.1	7103.7	-0.90%	28.43%

ASE FREE FLOAT WEIGHTED INDEX ASE20 (2014=1000)

	1530.4	1533.4	0.20%	14.09%
--	--------	--------	-------	--------

TOTAL RETURN INDEX ASETR (2021=1074)

	2012.6	2016.6	0.20%	22.85%
--	--------	--------	-------	--------

ASE WEIGHTED INDEX (1991=1000)

	THURSDAY 03/07/2025	SUNDAY 06/07/2025	% CHANGE	
			DAY BEFORE	YTD
GENERAL	5693.2	5680.3	-0.23%	22.59%
BANKS	7600.4	7626.5	0.34%	16.38%
INSURANCE	1624.5	1611.5	-0.80%	17.11%
SERVICES	926.6	929.4	0.30%	7.62%
INDUSTRY	9083.2	9000.7	-0.91%	33.56%

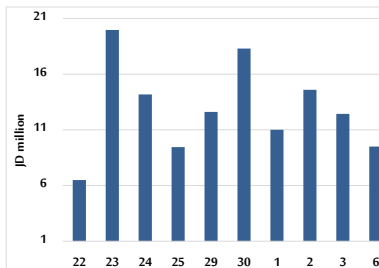
MARKET INDICES WEIGHTED BY FREE FLOAT MARKET CAP. (2012=1000)

	THURSDAY 03/07/2025	SUNDAY 06/07/2025	% CHANGE	
			DAY BEFORE	YTD
FIRST MARKET	1584.4	1586.8	0.15%	13.70%
SECOND MARKET	875.8	875.4	-0.04%	5.15%

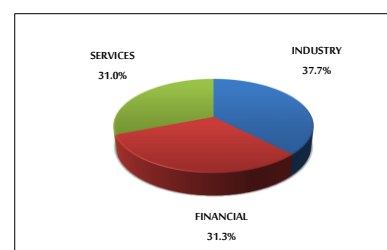
MARKET CAPITALIZATION (JD)

	21,328,277,863	21,516,407,366	0.88%	21.87%
--	----------------	----------------	-------	--------

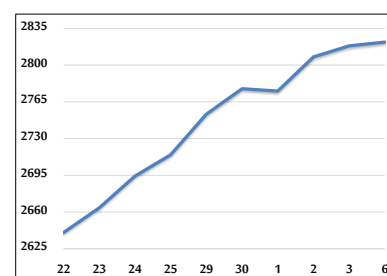
VALUE TRADED FROM 22/6 TO 6/7/2025



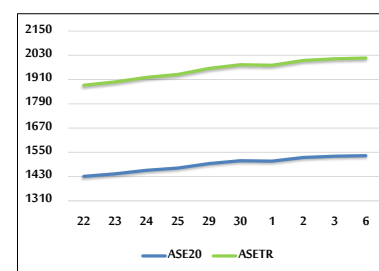
VALUE TRADED BY SECTOR SUNDAY 6/7/2025



ASE GENERAL FREE FLOAT WEIGHTED INDEX FROM 22/6 TO 6/7/2025



ASE20 INDEX & ASETR INDEX FROM 22/6 TO 6/7/2025



ASE WEIGHTED INDEX FROM 22/6 TO 6/7/2025

