

Daily Summary for Amman Stock Exchange

VALUE TRADED (JD)

	2024	2025	NET CHANGE	CHANGE (%)
Daily	4,296,070	10,174,810	5,878,740	136.84%
Cumulative (1/7-29/7)	84,859,873	230,391,187	145,531,314	171.50%
Cumulative (2/1-29/7)	707,081,420	1,084,243,854	377,162,434	53.34%

NO. OF SHARES TRADED

	2024	2025	NET CHANGE	CHANGE (%)
Daily	2,989,000	5,447,086	2,458,086	82.24%
Cumulative (1/7-29/7)	76,448,946	107,032,277	30,583,331	40.00%
Cumulative (2/1-29/7)	504,756,771	533,291,617	28,534,846	5.65%

NO. OF TRANSACTIONS

	2024	2025	NET CHANGE	CHANGE (%)
Daily	2,546	3,898	1,352	53.10%
Cumulative (1/7-29/7)	50,325	73,638	23,313	46.32%
Cumulative (2/1-29/7)	327,584	348,908	21,324	6.51%

SOME FINANCIAL RATIOS FOR THE ASE (29/7/2025)

SECTOR	P/E	P/BV	DIVIDEND YIELD (%)	TURNOVER (%)
FINANCIAL	8.531	0.877	5.755	0.084
SERVICES	13.541	1.199	5.944	0.100
INDUSTRY	13.931	2.270	5.380	0.074
OVERALL	10.302	1.257	5.841	0.086

ASE GENERAL FREE FLOAT WEIGHTED INDEX ASEGI (1999=1000)

	MONDAY 28/07/2025	TUESDAY 29/07/2025	% CHANGE	
			DAY BEFORE	YTD
GENERAL INDEX ASEGI	2921.3	2935.2	0.47%	17.94%
FINANCIAL	2998.7	3019.7	0.70%	13.91%
SERVICES	1826.6	1824.7	-0.10%	7.76%
INDUSTRY	7674.3	7709.7	0.46%	39.38%

ASE FREE FLOAT WEIGHTED INDEX ASE20 (2014=1000)

	1583.4	1591.1	0.49%	18.38%
--	--------	--------	-------	--------

TOTAL RETURN INDEX ASETR (2021=1074)

	2082.3	2092.4	0.49%	27.47%
--	--------	--------	-------	--------

ASE WEIGHTED INDEX (1991=1000)

	MONDAY 28/07/2025	TUESDAY 29/07/2025	% CHANGE	
			DAY BEFORE	YTD
GENERAL	6001.4	6021.9	0.34%	29.96%
BANKS	7849.8	7868.6	0.24%	20.07%
INSURANCE	1649.1	1655.9	0.41%	20.34%
SERVICES	948.7	949.0	0.04%	9.89%
INDUSTRY	9827.5	9875.5	0.49%	46.54%

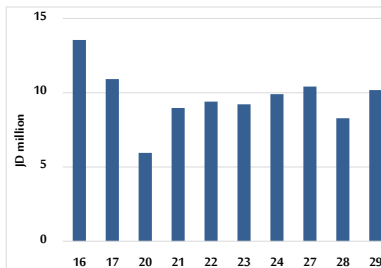
MARKET INDICES WEIGHTED BY FREE FLOAT MARKET CAP. (2012=1000)

	MONDAY 28/07/2025	TUESDAY 29/07/2025	% CHANGE	
			DAY BEFORE	YTD
FIRST MARKET	1639.4	1647.1	0.47%	18.02%
SECOND MARKET	928.6	938.4	1.06%	12.72%

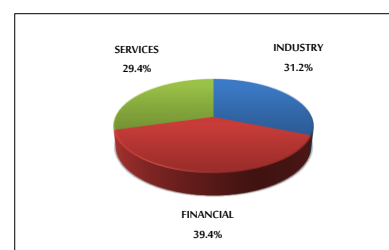
MARKET CAPITALIZATION (JD)

	22,614,279,878	22,691,810,579	0.34%	28.52%
--	----------------	----------------	-------	--------

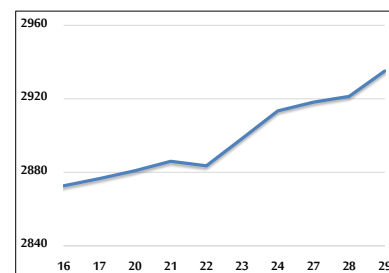
VALUE TRADED FROM 16/7 TO 29/7/2025



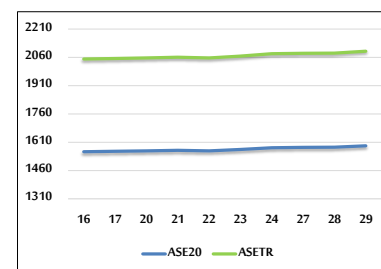
VALUE TRADED BY SECTOR TUESDAY 29/7/2025



ASE GENERAL FREE FLOAT WEIGHTED INDEX 16/7 TO 29/7/2025



ASE20 INDEX & ASETR INDEX FROM 16/7 TO 29/7/2025



ASE WEIGHTED INDEX FROM 16/7 TO 29/7/2025

