

Daily Summary for Amman Stock Exchange

VALUE TRADED (JD)

	2024	2025	NET CHANGE	CHANGE (%)
Daily	5,496,634	8,281,485	2,784,851	50.66%
Cumulative (1/7-28/7)	80,563,803	220,216,377	139,652,574	173.34%
Cumulative (2/1-28/7)	702,785,350	1,074,069,044	371,283,694	52.83%

NO. OF SHARES TRADED

	2024	2025	NET CHANGE	CHANGE (%)
Daily	3,692,425	4,200,970	508,545	13.77%
Cumulative (1/7-28/7)	73,459,946	101,585,191	28,125,245	38.29%
Cumulative (2/1-28/7)	501,767,771	527,844,531	26,076,760	5.20%

NO. OF TRANSACTIONS

	2024	2025	NET CHANGE	CHANGE (%)
Daily	2,290	3,283	993	43.36%
Cumulative (1/7-28/7)	47,779	69,740	21,961	45.96%
Cumulative (2/1-28/7)	325,038	345,010	19,972	6.14%

SOME FINANCIAL RATIOS FOR THE ASE (28/7/2025)

SECTOR	P/E	P/BV	DIVIDEND YIELD (%)	TURNOVER (%)
FINANCIAL	8.509	0.875	5.770	0.065
SERVICES	13.545	1.199	5.942	0.092
INDUSTRY	13.857	2.258	5.408	0.037
OVERALL	10.267	1.253	5.861	0.066

ASE GENERAL FREE FLOAT WEIGHTED INDEX ASEGI (1999=1000)

	SUNDAY 27/07/2025	MONDAY 28/07/2025	% CHANGE	
			DAY BEFORE	YTD
GENERAL INDEX ASEGI	2918.2	2921.3	0.11%	17.38%
FINANCIAL	2994.2	2998.7	0.15%	13.12%
SERVICES	1830.0	1826.6	-0.19%	7.87%
INDUSTRY	7648.0	7674.3	0.34%	38.74%

ASE FREE FLOAT WEIGHTED INDEX ASE20 (2014=1000)

	1583.1	1583.4	0.02%	17.81%
--	--------	--------	-------	--------

TOTAL RETURN INDEX ASETR (2021=1074)

	2081.9	2082.3	0.02%	26.85%
--	--------	--------	-------	--------

ASE WEIGHTED INDEX (1991=1000)

	SUNDAY 27/07/2025	MONDAY 28/07/2025	% CHANGE	
			DAY BEFORE	YTD
GENERAL	5995.1	6001.4	0.10%	29.52%
BANKS	7849.9	7849.8	0.00%	19.79%
INSURANCE	1651.0	1649.1	-0.12%	19.84%
SERVICES	948.2	948.7	0.05%	9.84%
INDUSTRY	9806.0	9827.5	0.22%	45.83%

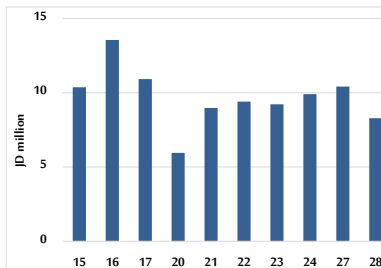
MARKET INDICES WEIGHTED BY FREE FLOAT MARKET CAP. (2012=1000)

	SUNDAY 27/07/2025	MONDAY 28/07/2025	% CHANGE	
			DAY BEFORE	YTD
FIRST MARKET	1638.7	1639.4	0.04%	17.47%
SECOND MARKET	918.7	928.6	1.08%	11.54%

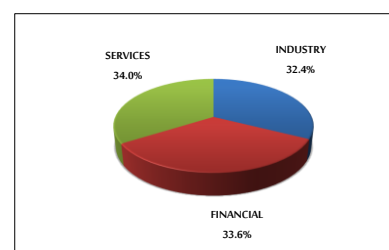
MARKET CAPITALIZATION (JD)

	22,594,172,349	22,614,279,878	0.09%	28.08%
--	----------------	----------------	-------	--------

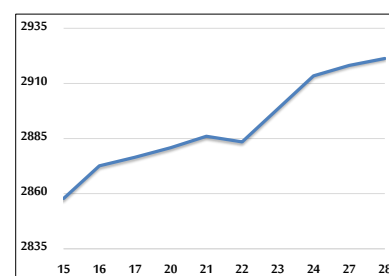
VALUE TRADED FROM 15/7 TO 28/7/2025



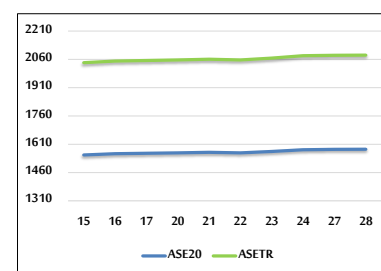
VALUE TRADED BY SECTOR MONDAY 28/7/2025



ASE GENERAL FREE FLOAT WEIGHTED INDEX 15/7 TO 28/7/2025



ASE20 INDEX & ASETR INDEX FROM 15/7 TO 28/7/2025



ASE WEIGHTED INDEX FROM 15/7 TO 28/7/2025

