

## Daily Summary for Amman Stock Exchange

### VALUE TRADED (JD)

	2024	2025	NET CHANGE	CHANGE (%)
Daily	4,090,489	10,410,131	6,319,642	154.50%
Cumulative (1/7-27/7)	75,067,169	211,934,892	136,867,723	182.33%
Cumulative (2/1-27/7)	697,288,716	1,065,787,559	368,498,843	52.85%

### NO. OF SHARES TRADED

	2024	2025	NET CHANGE	CHANGE (%)
Daily	2,740,255	5,730,094	2,989,839	109.11%
Cumulative (1/7-27/7)	69,767,521	97,384,221	27,616,700	39.58%
Cumulative (2/1-27/7)	498,075,346	523,643,561	25,568,215	5.13%

### NO. OF TRANSACTIONS

	2024	2025	NET CHANGE	CHANGE (%)
Daily	2,307	3,653	1,346	58.34%
Cumulative (1/7-27/7)	45,489	66,457	20,968	46.09%
Cumulative (2/1-27/7)	322,748	341,727	18,979	5.88%

### SOME FINANCIAL RATIOS FOR THE ASE (27/7/2025)

SECTOR	P/E	P/BV	DIVIDEND YIELD (%)	TURNOVER (%)
FINANCIAL	8.505	0.874	5.773	0.101
SERVICES	13.574	1.202	5.929	0.095
INDUSTRY	13.823	2.253	5.422	0.031
OVERALL	10.256	1.251	5.867	0.091

### ASE GENERAL FREE FLOAT WEIGHTED INDEX ASEGI (1999=1000)

	THURSDAY 24/07/2025	SUNDAY 27/07/2025	% CHANGE	
			DAY BEFORE	YTD
GENERAL INDEX ASEGI	2913.4	2918.2	0.16%	17.25%
FINANCIAL	2990.5	2994.2	0.13%	12.95%
SERVICES	1829.3	1830.0	0.04%	8.07%
INDUSTRY	7634.6	7648.0	0.18%	38.27%

### ASE FREE FLOAT WEIGHTED INDEX ASE20 (2014=1000)

	2024	2025	0.14%	17.79%
	1580.9	1583.1	0.14%	17.79%

### TOTAL RETURN INDEX ASETR (2021=1074)

	2024	2025	0.14%	26.83%
	2079.1	2081.9	0.14%	26.83%

### ASE WEIGHTED INDEX (1991=1000)

	THURSDAY 24/07/2025	SUNDAY 27/07/2025	% CHANGE	
			DAY BEFORE	YTD
GENERAL	5979.1	5995.1	0.27%	29.38%
BANKS	7822.3	7849.9	0.35%	19.79%
INSURANCE	1645.8	1651.0	0.32%	19.98%
SERVICES	948.7	948.2	-0.05%	9.79%
INDUSTRY	9781.0	9806.0	0.25%	45.51%

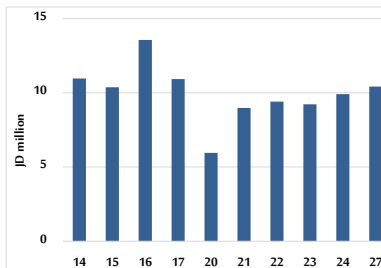
### MARKET INDICES WEIGHTED BY FREE FLOAT MARKET CAP. (2012=1000)

	THURSDAY 24/07/2025	SUNDAY 27/07/2025	% CHANGE	
			DAY BEFORE	YTD
FIRST MARKET	1635.8	1638.7	0.18%	17.42%
SECOND MARKET	919.0	918.7	-0.03%	10.34%

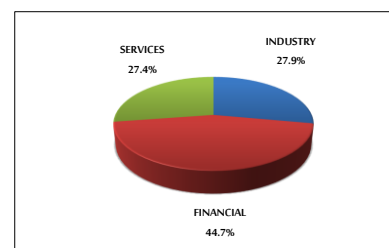
### MARKET CAPITALIZATION (JD)

	2024	2025	0.19%	27.97%
	22,551,052,285	22,594,172,349	0.19%	27.97%

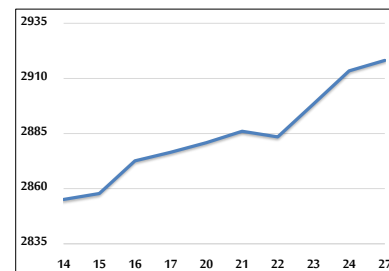
### VALUE TRADED FROM 14/7 TO 27/7/2025



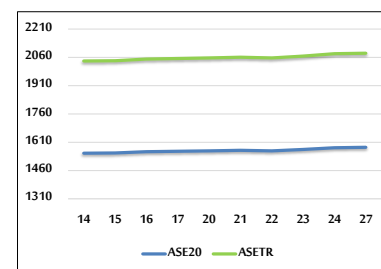
### VALUE TRADED BY SECTOR SUNDAY 27/7/2025



### ASE GENERAL FREE FLOAT WEIGHTED INDEX 14/7 TO 27/7/2025



### ASE20 INDEX & ASETR INDEX FROM 14/7 TO 27/7/2025



### ASE WEIGHTED INDEX FROM 14/7 TO 27/7/2025

