

Daily Summary for Amman Stock Exchange

VALUE TRADED (JD)

	2024	2025	NET CHANGE	CHANGE (%)
Daily	2,799,500	9,218,897	6,419,397	229.31%
Cumulative (1/7-23/7)	65,910,513	191,622,102	125,711,589	190.73%
Cumulative (2/1-23/7)	688,132,060	1,045,474,769	357,342,709	51.93%

NO. OF SHARES TRADED

	2024	2025	NET CHANGE	CHANGE (%)
Daily	2,362,140	5,486,949	3,124,809	132.29%
Cumulative (1/7-23/7)	62,508,669	85,213,833	22,705,164	36.32%
Cumulative (2/1-23/7)	490,816,494	511,473,173	20,656,679	4.21%

NO. OF TRANSACTIONS

	2024	2025	NET CHANGE	CHANGE (%)
Daily	2,185	3,732	1,547	70.80%
Cumulative (1/7-23/7)	40,182	58,622	18,440	45.89%
Cumulative (2/1-23/7)	317,441	333,892	16,451	5.18%

SOME FINANCIAL RATIOS FOR THE ASE (23/7/2025)

SECTOR	P/E	P/BV	DIVIDEND YIELD (%)	TURNOVER (%)
FINANCIAL	8.437	0.867	5.819	0.089
SERVICES	13.574	1.202	5.929	0.075
INDUSTRY	13.645	2.224	5.492	0.089
OVERALL	10.152	1.239	5.927	0.087

ASE GENERAL FREE FLOAT WEIGHTED INDEX ASEGI (1999=1000)

	TUESDAY 22/07/2025	WEDNESDAY 23/07/2025	% CHANGE	
			DAY BEFORE	YTD
GENERAL INDEX ASEGI	2883.5	2898.4	0.52%	16.46%
FINANCIAL	2965.6	2971.0	0.18%	12.07%
SERVICES	1814.9	1831.7	0.92%	8.17%
INDUSTRY	7502.2	7569.6	0.90%	36.85%

ASE FREE FLOAT WEIGHTED INDEX ASE20 (2014=1000)

	2024	2025	% CHANGE	YTD
	1564.0	1571.7	0.49%	16.94%

TOTAL RETURN INDEX ASETR (2021=1074)

	2024	2025	% CHANGE	YTD
	2056.8	2066.9	0.49%	25.91%

ASE WEIGHTED INDEX (1991=1000)

	TUESDAY 22/07/2025	WEDNESDAY 23/07/2025	% CHANGE	
			DAY BEFORE	YTD
GENERAL	5891.0	5933.7	0.73%	28.06%
BANKS	7749.3	7779.7	0.39%	18.71%
INSURANCE	1650.1	1645.4	-0.28%	19.58%
SERVICES	942.2	949.2	0.74%	9.90%
INDUSTRY	9568.3	9669.9	1.06%	43.49%

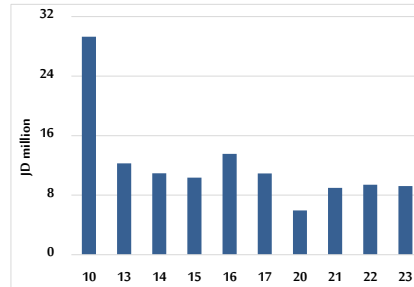
MARKET INDICES WEIGHTED BY FREE FLOAT MARKET CAP. (2012=1000)

	TUESDAY 22/07/2025	WEDNESDAY 23/07/2025	% CHANGE	
			DAY BEFORE	YTD
FIRST MARKET	1618.5	1626.9	0.52%	16.57%
SECOND MARKET	915.2	918.2	0.34%	10.29%

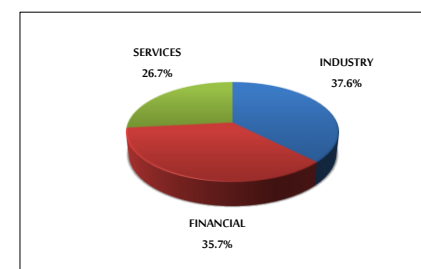
MARKET CAPITALIZATION (JD)

	2024	2025	% CHANGE	YTD
	22,245,333,525	22,392,254,949	0.66%	26.83%

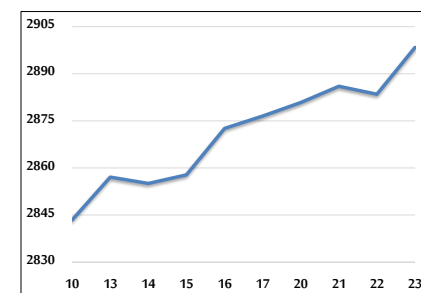
VALUE TRADED FROM 10/7 TO 23/7/2025



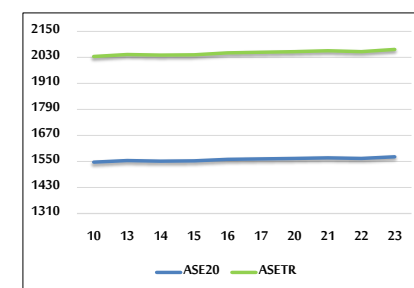
VALUE TRADED BY SECTOR WEDNESDAY 23/7/2025



ASE GENERAL FREE FLOAT WEIGHTED INDEX 10/7 TO 23/7/2025



ASE20 INDEX & ASETR INDEX FROM 10/7 TO 23/7/2025



ASE WEIGHTED INDEX FROM 10/7 TO 23/7/2025

