

## Daily Summary for Amman Stock Exchange

### VALUE TRADED (JD)

	2024	2025	NET CHANGE	CHANGE (%)
Daily	3,720,420	9,395,338	5,674,918	152.53%
Cumulative (1/7-22/7)	63,111,013	182,403,205	119,292,192	189.02%
Cumulative (2/1-22/7)	685,332,560	1,036,255,872	350,923,312	51.20%

### NO. OF SHARES TRADED

	2024	2025	NET CHANGE	CHANGE (%)
Daily	3,123,336	6,806,668	3,683,332	117.93%
Cumulative (1/7-22/7)	60,146,529	79,726,884	19,580,355	32.55%
Cumulative (2/1-22/7)	488,454,354	505,986,224	17,531,870	3.59%

### NO. OF TRANSACTIONS

	2024	2025	NET CHANGE	CHANGE (%)
Daily	2,630	3,824	1,194	45.40%
Cumulative (1/7-22/7)	37,997	54,890	16,893	44.46%
Cumulative (2/1-22/7)	315,256	330,160	14,904	4.73%

### SOME FINANCIAL RATIOS FOR THE ASE (22/7/2025)

SECTOR	P/E	P/BV	DIVIDEND YIELD (%)	TURNOVER (%)
FINANCIAL	8.380	0.864	5.843	0.129
SERVICES	13.461	1.192	5.979	0.071
INDUSTRY	13.519	2.203	5.544	0.050
OVERALL	10.079	1.230	5.970	0.107

### ASE GENERAL FREE FLOAT WEIGHTED INDEX ASEGI (1999=1000)

	MONDAY 21/07/2025	TUESDAY 22/07/2025	% CHANGE	
			DAY BEFORE	YTD
GENERAL INDEX ASEGI	2886.0	2883.5	-0.09%	15.86%
FINANCIAL	2957.6	2965.6	0.27%	11.87%
SERVICES	1818.1	1814.9	-0.17%	7.18%
INDUSTRY	7570.4	7502.2	-0.90%	35.63%

### ASE FREE FLOAT WEIGHTED INDEX ASE20 (2014=1000)

	MONDAY 21/07/2025	TUESDAY 22/07/2025	% CHANGE	YTD
	1566.8	1564.0	-0.18%	16.37%

### TOTAL RETURN INDEX ASETR (2021=1074)

	MONDAY 21/07/2025	TUESDAY 2056.8	% CHANGE	YTD
	2060.6	2056.8	-0.18%	25.30%

### ASE WEIGHTED INDEX (1991=1000)

	MONDAY 21/07/2025	TUESDAY 22/07/2025	% CHANGE	
			DAY BEFORE	YTD
GENERAL	5920.0	5891.0	-0.49%	27.14%
BANKS	7744.7	7749.3	0.06%	18.25%
INSURANCE	1648.0	1650.1	0.13%	19.92%
SERVICES	942.9	942.2	-0.08%	9.09%
INDUSTRY	9675.2	9568.3	-1.11%	41.98%

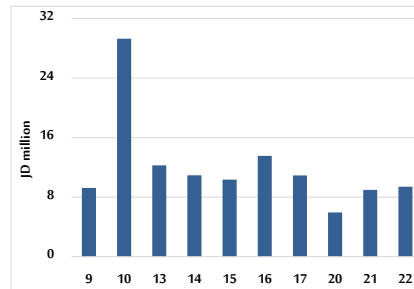
### MARKET INDICES WEIGHTED BY FREE FLOAT MARKET CAP. (2012=1000)

	MONDAY 21/07/2025	TUESDAY 22/07/2025	% CHANGE	
			DAY BEFORE	YTD
FIRST MARKET	1621.2	1618.5	-0.17%	15.97%
SECOND MARKET	903.5	915.2	1.29%	9.92%

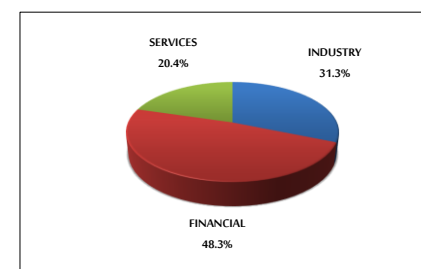
### MARKET CAPITALIZATION (JD)

	MONDAY 21/07/2025	TUESDAY 22/07/2025	% CHANGE	YTD
	22,342,878,555	22,245,333,525	-0.44%	25.99%

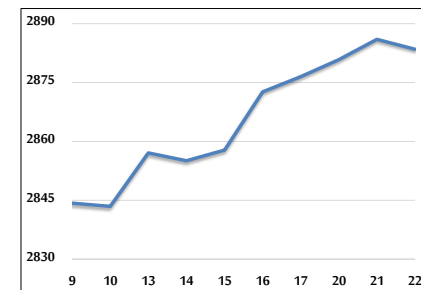
### VALUE TRADED FROM 9/7 TO 22/7/2025



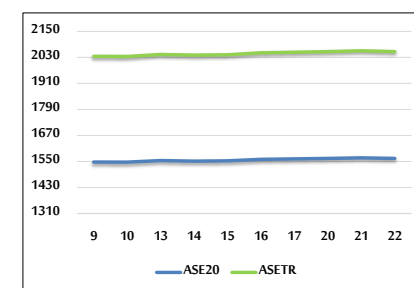
### VALUE TRADED BY SECTOR TUESDAY 22/7/2025



### ASE GENERAL FREE FLOAT WEIGHTED INDEX 9/7 TO 22/7/2025



### ASE20 INDEX & ASETR INDEX FROM 9/7 TO 22/7/2025



### ASE WEIGHTED INDEX FROM 9/7 TO 22/7/2025

