

Daily Summary for Amman Stock Exchange

VALUE TRADED (JD)

	2024	2025	NET CHANGE	CHANGE (%)
Daily	3,395,344	8,975,099	5,579,755	164.34%
Cumulative (1/7-21/7)	59,390,593	173,007,867	113,617,274	191.31%
Cumulative (2/1-21/7)	681,612,140	1,026,860,534	345,248,394	50.65%

NO. OF SHARES TRADED

	2024	2025	NET CHANGE	CHANGE (%)
Daily	2,735,160	4,951,401	2,216,241	81.03%
Cumulative (1/7-21/7)	57,023,193	72,920,216	15,897,023	27.88%
Cumulative (2/1-21/7)	485,331,018	499,179,556	13,848,538	2.85%

NO. OF TRANSACTIONS

	2024	2025	NET CHANGE	CHANGE (%)
Daily	1,987	3,491	1,504	75.69%
Cumulative (1/7-21/7)	35,367	51,066	15,699	44.39%
Cumulative (2/1-21/7)	312,626	326,336	13,710	4.39%

SOME FINANCIAL RATIOS FOR THE ASE (21/7/2025)

SECTOR	P/E	P/BV	DIVIDEND YIELD (%)	TURNOVER (%)
FINANCIAL	8.370	0.863	5.849	0.080
SERVICES	13.487	1.194	5.967	0.104
INDUSTRY	13.674	2.228	5.481	0.032
OVERALL	10.128	1.236	5.941	0.078

ASE GENERAL FREE FLOAT WEIGHTED INDEX ASEGI (1999=1000)

	SUNDAY 20/07/2025	MONDAY 21/07/2025	% CHANGE	
			DAY BEFORE	YTD
GENERAL INDEX ASEGI	2880.8	2886.0	0.18%	15.96%
FINANCIAL	2954.1	2957.6	0.12%	11.56%
SERVICES	1813.1	1818.1	0.28%	7.37%
INDUSTRY	7555.0	7570.4	0.20%	36.86%

ASE FREE FLOAT WEIGHTED INDEX ASE20 (2014=1000)

	1564.1	1566.8	0.17%	16.58%
--	--------	--------	-------	--------

TOTAL RETURN INDEX ASETR (2021=1074)

	2057.0	2060.6	0.17%	25.53%
--	--------	--------	-------	--------

ASE WEIGHTED INDEX (1991=1000)

	SUNDAY 20/07/2025	MONDAY 21/07/2025	% CHANGE	
			DAY BEFORE	YTD
GENERAL	5913.8	5920.0	0.11%	27.76%
BANKS	7754.7	7744.7	-0.13%	18.18%
INSURANCE	1633.3	1648.0	0.90%	19.76%
SERVICES	939.4	942.9	0.37%	9.18%
INDUSTRY	9651.1	9675.2	0.25%	43.57%

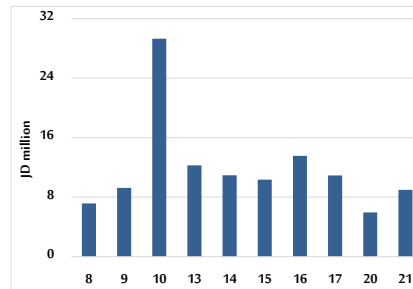
MARKET INDICES WEIGHTED BY FREE FLOAT MARKET CAP. (2012=1000)

	SUNDAY 20/07/2025	MONDAY 21/07/2025	% CHANGE	
			DAY BEFORE	YTD
FIRST MARKET	1618.5	1621.2	0.16%	16.16%
SECOND MARKET	899.6	903.5	0.44%	8.53%

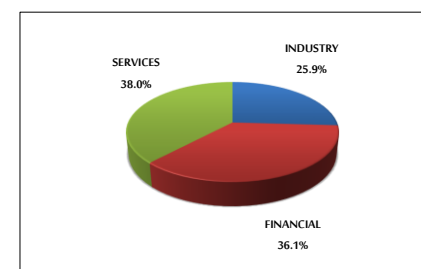
MARKET CAPITALIZATION (JD)

	22,325,979,377	22,342,878,555	0.08%	26.55%
--	----------------	----------------	-------	--------

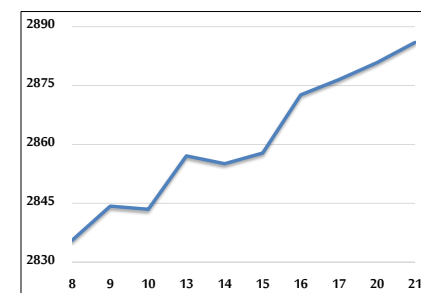
VALUE TRADED FROM 8/7 TO 21/7/2025



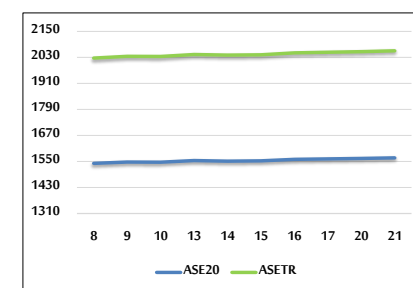
VALUE TRADED BY SECTOR MONDAY 21/7/2025



ASE GENERAL FREE FLOAT WEIGHTED INDEX 8/7 TO 21/7/2025



ASE20 INDEX & ASETR INDEX FROM 8/7 TO 21/7/2025



ASE WEIGHTED INDEX FROM 8/7 TO 21/7/2025

