

Daily Summary for Amman Stock Exchange

VALUE TRADED (JD)

	2024	2025	NET CHANGE	CHANGE (%)
Daily	4,027,112	5,949,112	1,922,000	47.73%
Cumulative (1/7-20/7)	55,995,249	164,032,768	108,037,519	192.94%
Cumulative (2/1-20/7)	678,216,796	1,017,885,435	339,668,639	50.08%

NO. OF SHARES TRADED

	2024	2025	NET CHANGE	CHANGE (%)
Daily	3,291,475	3,036,747	-254,728	-7.74%
Cumulative (1/7-20/7)	54,288,033	67,968,815	13,680,782	25.20%
Cumulative (2/1-20/7)	482,595,858	494,228,155	11,632,297	2.41%

NO. OF TRANSACTIONS

	2024	2025	NET CHANGE	CHANGE (%)
Daily	2,364	2,818	454	19.20%
Cumulative (1/7-20/7)	33,380	47,575	14,195	42.53%
Cumulative (2/1-20/7)	310,639	322,845	12,206	3.93%

SOME FINANCIAL RATIOS FOR THE ASE (20/7/2025)

SECTOR	P/E	P/BV	DIVIDEND YIELD (%)	TURNOVER (%)
FINANCIAL	8.375	0.864	5.830	0.051
SERVICES	13.466	1.192	5.977	0.058
INDUSTRY	13.647	2.224	5.492	0.019
OVERALL	10.118	1.234	5.947	0.048

ASE GENERAL FREE FLOAT WEIGHTED INDEX ASEGI (1999=1000)

	THURSDAY 17/07/2025	SUNDAY 20/07/2025	% CHANGE	
			DAY BEFORE	YTD
GENERAL INDEX ASEGI	2876.5	2880.8	0.15%	15.75%
FINANCIAL	2958.6	2954.1	-0.15%	11.44%
SERVICES	1810.0	1813.1	0.17%	7.07%
INDUSTRY	7479.8	7555.0	1.01%	36.59%

ASE FREE FLOAT WEIGHTED INDEX ASE20 (2014=1000)

	1561.7	1564.1	0.15%	16.38%
--	--------	--------	-------	--------

TOTAL RETURN INDEX ASETR (2021=1074)

	2053.9	2057.0	0.15%	25.31%
--	--------	--------	-------	--------

ASE WEIGHTED INDEX (1991=1000)

	THURSDAY 17/07/2025	SUNDAY 20/07/2025	% CHANGE	
			DAY BEFORE	YTD
GENERAL	5888.5	5913.8	0.43%	27.63%
BANKS	7760.2	7754.7	-0.07%	18.33%
INSURANCE	1631.8	1633.3	0.09%	18.70%
SERVICES	940.2	939.4	-0.09%	8.77%
INDUSTRY	9553.3	9651.1	1.02%	43.21%

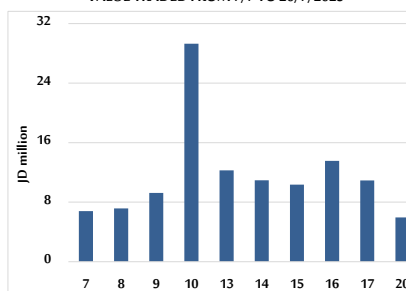
MARKET INDICES WEIGHTED BY FREE FLOAT MARKET CAP. (2012=1000)

	THURSDAY 17/07/2025	SUNDAY 20/07/2025	% CHANGE	
			DAY BEFORE	YTD
FIRST MARKET	1615.6	1618.5	0.18%	15.97%
SECOND MARKET	903.6	899.6	-0.44%	8.05%

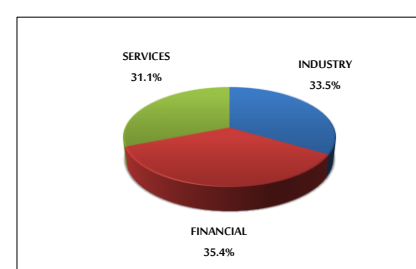
MARKET CAPITALIZATION (JD)

	22,234,734,392	22,325,979,377	0.41%	26.45%
--	----------------	----------------	-------	--------

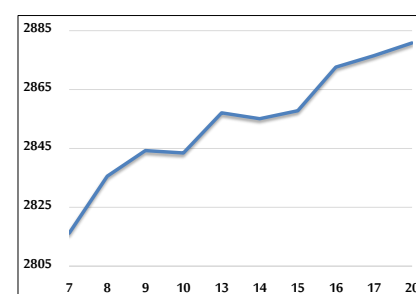
VALUE TRADED FROM 7/7 TO 20/7/2025



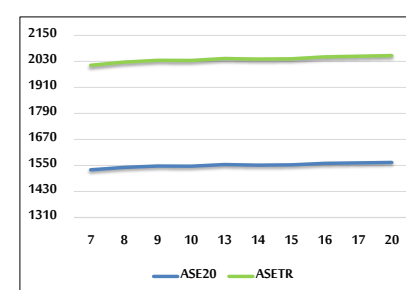
VALUE TRADED BY SECTOR SUNDAY 20/7/2025



ASE GENERAL FREE FLOAT WEIGHTED INDEX 7/7 TO 20/7/2025



ASE20 INDEX & ASETR INDEX FROM 7/7 TO 20/7/2025



ASE WEIGHTED INDEX FROM 7/7 TO 20/7/2025

