

Daily Summary for Amman Stock Exchange

VALUE TRADED (JD)

	2024	2025	NET CHANGE	CHANGE (%)
Daily	5,606,719	10,918,392	5,311,673	94.74%
Cumulative (1/7-17/7)	51,968,137	158,083,656	106,115,519	204.19%
Cumulative (2/1-17/7)	674,189,684	1,011,936,323	337,746,639	50.10%

NO. OF SHARES TRADED

	2024	2025	NET CHANGE	CHANGE (%)
Daily	4,432,153	5,839,226	1,407,073	31.75%
Cumulative (1/7-17/7)	50,996,558	64,932,068	13,935,510	27.33%
Cumulative (2/1-17/7)	479,304,383	491,191,408	11,887,025	2.48%

NO. OF TRANSACTIONS

	2024	2025	NET CHANGE	CHANGE (%)
Daily	2,769	4,048	1,279	46.19%
Cumulative (1/7-17/7)	31,016	44,757	13,741	44.30%
Cumulative (2/1-17/7)	308,275	320,027	11,752	3.81%

SOME FINANCIAL RATIOS FOR THE ASE (17/7/2025)

SECTOR	P/E	P/BV	DIVIDEND YIELD (%)	TURNOVER (%)
FINANCIAL	8.381	0.864	5.827	0.095
SERVICES	13.452	1.191	5.983	0.102
INDUSTRY	13.508	2.201	5.548	0.064
OVERALL	10.074	1.229	5.973	0.092

ASE GENERAL FREE FLOAT WEIGHTED INDEX ASEGI (1999=1000)

	WEDNESDAY 16/07/2025	THURSDAY 17/07/2025	% CHANGE	
			DAY BEFORE	YTD
GENERAL INDEX ASEGI	2872.6	2876.5	0.14%	15.58%
FINANCIAL	2945.2	2958.6	0.45%	11.60%
SERVICES	1808.8	1810.0	0.07%	6.89%
INDUSTRY	7541.7	7479.8	-0.82%	35.23%

ASE FREE FLOAT WEIGHTED INDEX ASE20 (2014=1000)

	1559.7	1561.7	0.13%	16.20%
--	--------	--------	-------	--------

TOTAL RETURN INDEX ASETR (2021=1074)

	2051.2	2053.9	0.13%	25.12%
--	--------	--------	-------	--------

ASE WEIGHTED INDEX (1991=1000)

	WEDNESDAY 16/07/2025	THURSDAY 17/07/2025	% CHANGE	
			DAY BEFORE	YTD
GENERAL	5897.1	5888.5	-0.15%	27.08%
BANKS	7709.3	7760.2	0.66%	18.42%
INSURANCE	1623.2	1631.8	0.53%	18.59%
SERVICES	942.6	940.2	-0.25%	8.87%
INDUSTRY	9641.3	9553.3	-0.91%	41.76%

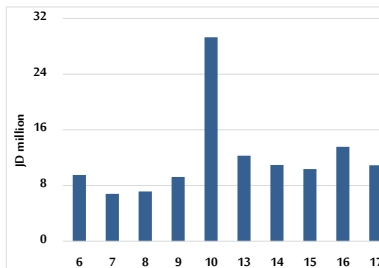
MARKET INDICES WEIGHTED BY FREE FLOAT MARKET CAP. (2012=1000)

	WEDNESDAY 16/07/2025	THURSDAY 17/07/2025	% CHANGE	
			DAY BEFORE	YTD
FIRST MARKET	1613.7	1615.6	0.12%	15.76%
SECOND MARKET	901.1	903.6	0.28%	8.53%

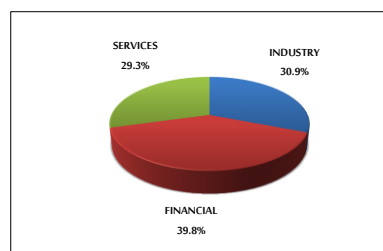
MARKET CAPITALIZATION (JD)

	22,266,251,149	22,234,734,392	-0.14%	25.93%
--	----------------	----------------	--------	--------

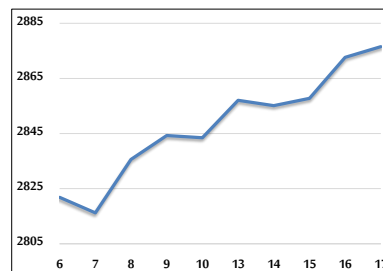
VALUE TRADED FROM 6/7 TO 17/7/2025



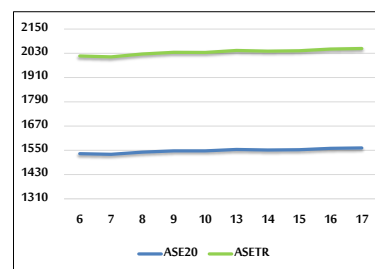
VALUE TRADED BY SECTOR THURSDAY 17/7/2025



ASE GENERAL FREE FLOAT WEIGHTED INDEX 6/7 TO 17/7/2025



ASE20 INDEX & ASETR INDEX FROM 6/7 TO 17/7/2025



ASE WEIGHTED INDEX FROM 6/7 TO 17/7/2025

