

Daily Summary for Amman Stock Exchange

VALUE TRADED (JD)

	2024	2025	NET CHANGE	CHANGE (%)
Daily	3,663,689	13,554,257	9,890,568	269.96%
Cumulative (1/7-16/7)	46,361,418	147,165,264	100,803,846	217.43%
Cumulative (2/1-16/7)	668,582,965	1,001,017,931	332,434,966	49.72%

NO. OF SHARES TRADED

	2024	2025	NET CHANGE	CHANGE (%)
Daily	4,756,924	6,363,023	1,606,099	33.76%
Cumulative (1/7-16/7)	46,564,405	59,092,842	12,528,437	26.91%
Cumulative (2/1-16/7)	474,872,230	485,352,182	10,479,952	2.21%

NO. OF TRANSACTIONS

	2024	2025	NET CHANGE	CHANGE (%)
Daily	2,622	4,459	1,837	70.06%
Cumulative (1/7-16/7)	28,247	40,709	12,462	44.12%
Cumulative (2/1-16/7)	305,506	315,979	10,473	3.43%

SOME FINANCIAL RATIOS FOR THE ASE (16/7/2025)

SECTOR	P/E	P/BV	DIVIDEND YIELD (%)	TURNOVER (%)
FINANCIAL	8.329	0.859	5.863	0.113
SERVICES	13.471	1.193	5.975	0.089
INDUSTRY	13.640	2.223	5.494	0.053
OVERALL	10.089	1.231	5.964	0.101

ASE GENERAL FREE FLOAT WEIGHTED INDEX ASEGI (1999=1000)

	TUESDAY 15/07/2025	WEDNESDAY 16/07/2025	% CHANGE	
			DAY BEFORE	YTD
GENERAL INDEX ASEGI	2857.8	2872.6	0.52%	15.42%
FINANCIAL	2955.6	2945.2	-0.35%	11.10%
SERVICES	1817.9	1808.8	-0.50%	6.82%
INDUSTRY	7207.0	7541.7	4.64%	36.35%

ASE FREE FLOAT WEIGHTED INDEX ASE20 (2014=1000)

	1553.0	1559.7	0.43%	16.05%
--	--------	--------	-------	--------

TOTAL RETURN INDEX ASETR (2021=1074)

	2042.3	2051.2	0.43%	24.95%
--	--------	--------	-------	--------

ASE WEIGHTED INDEX (1991=1000)

	TUESDAY 15/07/2025	WEDNESDAY 16/07/2025	% CHANGE	
			DAY BEFORE	YTD
GENERAL	5776.0	5897.1	2.10%	27.27%
BANKS	7761.7	7709.3	-0.68%	17.64%
INSURANCE	1596.4	1623.2	1.68%	17.96%
SERVICES	935.4	942.6	0.77%	9.14%
INDUSTRY	9168.0	9641.3	5.16%	43.07%

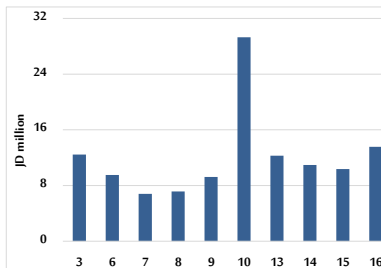
MARKET INDICES WEIGHTED BY FREE FLOAT MARKET CAP. (2012=1000)

	TUESDAY 15/07/2025	WEDNESDAY 16/07/2025	% CHANGE	
			DAY BEFORE	YTD
FIRST MARKET	1606.8	1613.7	0.43%	15.62%
SECOND MARKET	889.5	901.1	1.30%	8.23%

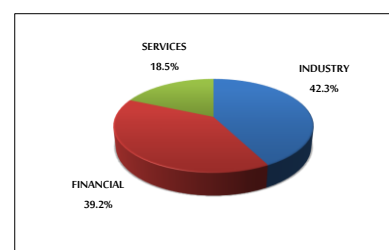
MARKET CAPITALIZATION (JD)

	21,835,447,733	22,266,251,149	1.97%	26.11%
--	----------------	----------------	-------	--------

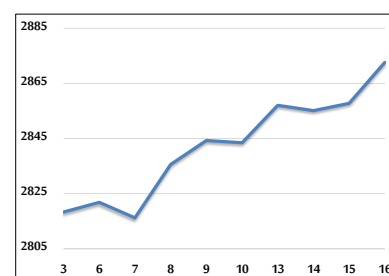
VALUE TRADED FROM 3/7 TO 16/7/2025



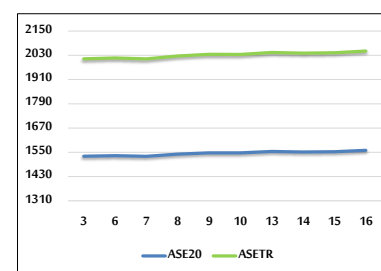
VALUE TRADED BY SECTOR WEDNESDAY 16/7/2025



ASE GENERAL FREE FLOAT WEIGHTED INDEX 3/7 TO 16/7/2025



ASE20 INDEX & ASETR INDEX FROM 3/7 TO 16/7/2025



ASE WEIGHTED INDEX FROM 3/7 TO 16/7/2025

