

Daily Summary for Amman Stock Exchange

VALUE TRADED (JD)

	2024	2025	NET CHANGE	CHANGE (%)
Daily	2,724,517	12,436,978	9,712,461	356.48%
Cumulative (1/7-3/7)	9,398,962	38,025,122	28,626,160	304.57%
Cumulative (2/1-3/7)	631,620,509	891,877,789	260,257,280	41.20%

NO. OF SHARES TRADED

	2024	2025	NET CHANGE	CHANGE (%)
Daily	2,744,681	3,869,357	1,124,676	40.98%
Cumulative (1/7-3/7)	9,993,735	11,551,720	1,557,985	15.59%
Cumulative (2/1-3/7)	438,301,560	437,811,060	-490,500	-0.11%

NO. OF TRANSACTIONS

	2024	2025	NET CHANGE	CHANGE (%)
Daily	1,960	3,716	1,756	89.59%
Cumulative (1/7-3/7)	6,135	10,533	4,398	71.69%
Cumulative (2/1-3/7)	283,394	285,803	2,409	0.85%

SOME FINANCIAL RATIOS FOR THE ASE (3/7/2025)

SECTOR	P/E	P/BV	DIVIDEND YIELD (%)	TURNOVER (%)
FINANCIAL	8.013	0.826	6.094	0.039
SERVICES	13.474	1.193	5.973	0.152
INDUSTRY	12.827	2.090	5.843	0.048
OVERALL	9.626	1.174	6.251	0.062

ASE GENERAL FREE FLOAT WEIGHTED INDEX ASEGI (1999=1000)

	WEDNESDAY 02/07/2025	THURSDAY 03/07/2025	% CHANGE	
			DAY BEFORE	YTD
GENERAL INDEX ASEGI	2807.7	2818.3	0.38%	13.24%
FINANCIAL	2882.7	2892.3	0.33%	9.10%
SERVICES	1807.1	1826.9	1.09%	7.89%
INDUSTRY	7188.6	7168.1	-0.29%	29.59%

ASE FREE FLOAT WEIGHTED INDEX ASE20 (2014=1000)

	1524.0	1530.4	0.42%	13.87%
--	--------	--------	-------	--------

TOTAL RETURN INDEX ASETR (2021=1074)

	2004.2	2012.6	0.42%	22.61%
--	--------	--------	-------	--------

ASE WEIGHTED INDEX (1991=1000)

	WEDNESDAY 02/07/2025	THURSDAY 03/07/2025	% CHANGE	
			DAY BEFORE	YTD
GENERAL	5684.0	5693.2	0.16%	22.87%
BANKS	7551.5	7600.4	0.65%	15.98%
INSURANCE	1626.2	1624.5	-0.10%	18.06%
SERVICES	919.1	926.6	0.81%	7.29%
INDUSTRY	9122.8	9083.2	-0.43%	34.78%

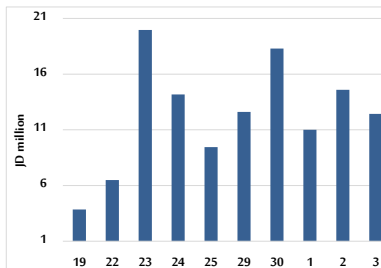
MARKET INDICES WEIGHTED BY FREE FLOAT MARKET CAP. (2012=1000)

	WEDNESDAY 02/07/2025	THURSDAY 03/07/2025	% CHANGE	
			DAY BEFORE	YTD
FIRST MARKET	1577.8	1584.4	0.42%	13.53%
SECOND MARKET	877.9	875.8	-0.24%	5.19%

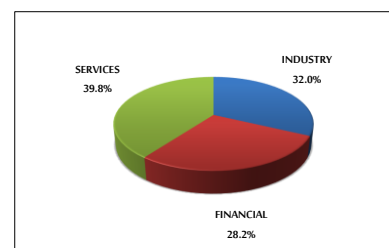
MARKET CAPITALIZATION (JD)

	21,286,063,791	21,328,277,863	0.20%	20.80%
--	----------------	----------------	-------	--------

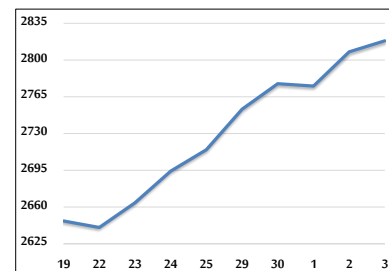
VALUE TRADED FROM 19/6 TO 3/7/2025



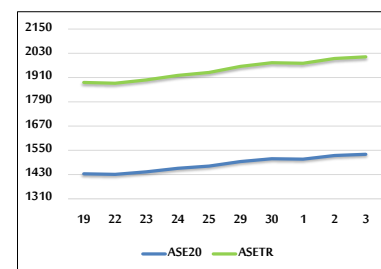
VALUE TRADED BY SECTOR THURSDAY 3/7/2025



ASE GENERAL FREE FLOAT WEIGHTED INDEX FROM 19/6 TO 3/7/2025



ASE20 INDEX & ASETR INDEX FROM 19/6 TO 3/7/2025



ASE WEIGHTED INDEX FROM 19/6 TO 3/7/2025

