

## Daily Summary for Amman Stock Exchange

### VALUE TRADED (JD)

	2024	2025	NET CHANGE	CHANGE (%)
Daily	3,346,978	14,586,946	11,239,968	335.82%
Cumulative (1/7-2/7)	6,674,445	25,588,144	18,913,699	283.37%
Cumulative (2/1-2/7)	628,895,992	879,440,811	250,544,819	39.84%

### NO. OF SHARES TRADED

	2024	2025	NET CHANGE	CHANGE (%)
Daily	3,790,947	4,071,151	280,204	7.39%
Cumulative (1/7-2/7)	7,249,054	7,682,363	433,309	5.98%
Cumulative (2/1-2/7)	435,556,879	433,941,703	-1,615,176	-0.37%

### NO. OF TRANSACTIONS

	2024	2025	NET CHANGE	CHANGE (%)
Daily	2,006	3,688	1,682	83.85%
Cumulative (1/7-2/7)	4,175	6,817	2,642	63.28%
Cumulative (2/1-2/7)	281,434	282,087	653	0.23%

### SOME FINANCIAL RATIOS FOR THE ASE (2/7/2025)

SECTOR	P/E	P/BV	DIVIDEND YIELD (%)	TURNOVER (%)
FINANCIAL	7.967	0.821	6.129	0.050
SERVICES	13.345	1.181	6.031	0.107
INDUSTRY	12.885	2.100	5.817	0.079
OVERALL	9.610	1.173	6.261	0.065

### ASE GENERAL FREE FLOAT WEIGHTED INDEX ASEGI (1999=1000)

	TUESDAY 01/07/2025	WEDNESDAY 02/07/2025	% CHANGE	
			DAY BEFORE	YTD
GENERAL INDEX ASEGI	2775.2	2807.7	1.17%	12.82%
FINANCIAL	2867.1	2882.7	0.54%	8.74%
SERVICES	1801.4	1807.1	0.32%	6.72%
INDUSTRY	6940.8	7188.6	3.57%	29.96%

### ASE FREE FLOAT WEIGHTED INDEX ASE20 (2014=1000)

	1505.8	1524.0	1.20%	13.39%
--	--------	--------	-------	--------

### TOTAL RETURN INDEX ASETR (2021=1074)

	1980.3	2004.2	1.20%	22.09%
--	--------	--------	-------	--------

### ASE WEIGHTED INDEX (1991=1000)

	TUESDAY 01/07/2025	WEDNESDAY 02/07/2025	% CHANGE	
			DAY BEFORE	YTD
GENERAL	5561.4	5684.0	2.21%	22.67%
BANKS	7506.5	7551.5	0.60%	15.23%
INSURANCE	1626.3	1626.2	-0.01%	18.18%
SERVICES	918.0	919.1	0.12%	6.43%
INDUSTRY	8748.7	9122.8	4.28%	35.37%

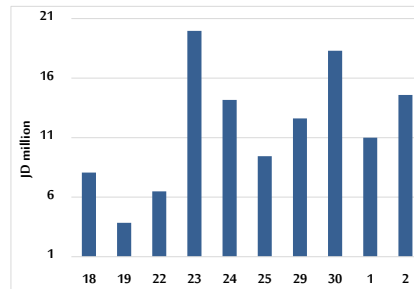
### MARKET INDICES WEIGHTED BY FREE FLOAT MARKET CAP. (2012=1000)

	TUESDAY 01/07/2025	WEDNESDAY 02/07/2025	% CHANGE	
			DAY BEFORE	YTD
FIRST MARKET	1559.7	1577.8	1.16%	13.06%
SECOND MARKET	873.5	877.9	0.51%	5.44%

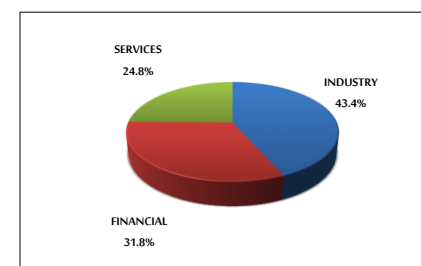
### MARKET CAPITALIZATION (JD)

	20,869,473,113	21,286,063,791	2.00%	20.56%
--	----------------	----------------	-------	--------

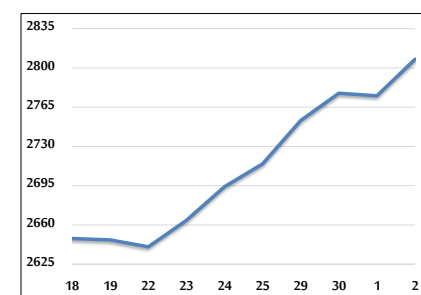
### VALUE TRADED FROM 18/6 TO 2/7/2025



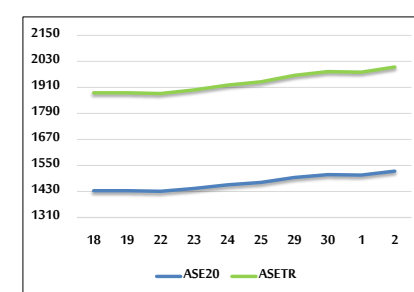
### VALUE TRADED BY SECTOR WEDNESDAY 2/7/2025



### ASE GENERAL FREE FLOAT WEIGHTED INDEX FROM 18/6 TO 2/7/2025



### ASE20 INDEX & ASETR INDEX FROM 18/6 TO 2/7/2025



### ASE WEIGHTED INDEX FROM 18/6 TO 2/7/2025

