

## Daily Summary for Amman Stock Exchange

### VALUE TRADED (JD)

	2024	2025	NET CHANGE	CHANGE (%)
Daily	4,712,300	3,847,609	-864,691	-18.35%
Cumulative (1/6-19/6)	48,586,668	85,359,098	36,772,430	75.68%
Cumulative (2/1-19/6)	605,363,186	772,875,014	167,511,828	27.67%

### NO. OF SHARES TRADED

	2024	2025	NET CHANGE	CHANGE (%)
Daily	3,228,399	1,973,880	-1,254,519	-38.86%
Cumulative (1/6-19/6)	34,606,320	34,187,185	-419,135	-1.21%
Cumulative (2/1-19/6)	411,142,879	393,720,520	-17,422,359	-4.24%

### NO. OF TRANSACTIONS

	2024	2025	NET CHANGE	CHANGE (%)
Daily	1,960	2,120	160	8.16%
Cumulative (1/6-19/6)	26,199	28,611	2,412	9.21%
Cumulative (2/1-19/6)	268,759	257,210	-11,549	-4.30%

### SOME FINANCIAL RATIOS FOR THE ASE (19/6/2025)

SECTOR	P/E	P/BV	DIVIDEND YIELD (%)	TURNOVER (%)
FINANCIAL	7.550	0.781	6.473	0.026
SERVICES	12.992	1.150	6.195	0.058
INDUSTRY	11.171	1.821	6.709	0.024
OVERALL	8.756	1.069	6.852	0.032

### ASE GENERAL FREE FLOAT WEIGHTED INDEX ASEGI (1999=1000)

	WEDNESDAY 18/06/2025	THURSDAY 19/06/2025	% CHANGE	
			DAY BEFORE	YTD
GENERAL INDEX ASEGI	2647.9	2646.7	-0.05%	6.34%
FINANCIAL	2775.3	2776.6	0.05%	4.74%
SERVICES	1733.5	1735.7	0.12%	2.50%
INDUSTRY	6372.7	6345.4	-0.43%	14.72%

### ASE FREE FLOAT WEIGHTED INDEX ASE20 (2014=1000)

	1433.7	1433.8	0.01%	6.68%
--	--------	--------	-------	-------

### TOTAL RETURN INDEX ASETR (2021=1074)

	1885.5	1885.6	0.01%	14.87%
--	--------	--------	-------	--------

### ASE WEIGHTED INDEX (1991=1000)

	WEDNESDAY 18/06/2025	THURSDAY 19/06/2025	% CHANGE	
			DAY BEFORE	YTD
GENERAL	5193.3	5186.7	-0.13%	11.94%
BANKS	7143.7	7143.1	-0.01%	9.00%
INSURANCE	1606.1	1607.1	0.06%	16.79%
SERVICES	896.8	896.8	0.01%	3.84%
INDUSTRY	7918.7	7895.8	-0.29%	17.16%

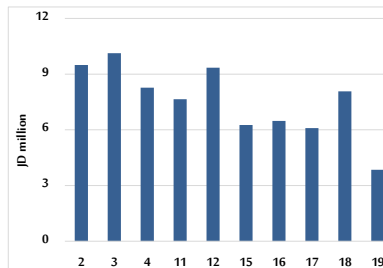
### MARKET INDICES WEIGHTED BY FREE FLOAT MARKET CAP. (2012=1000)

	WEDNESDAY 18/06/2025	THURSDAY 19/06/2025	% CHANGE	
			DAY BEFORE	YTD
FIRST MARKET	1487.8	1487.7	-0.01%	6.59%
SECOND MARKET	856.8	853.1	-0.42%	2.47%

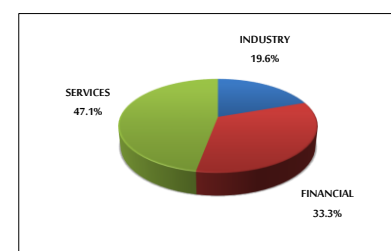
### MARKET CAPITALIZATION (JD)

	19,556,180,322	19,533,984,141	-0.11%	10.64%
--	----------------	----------------	--------	--------

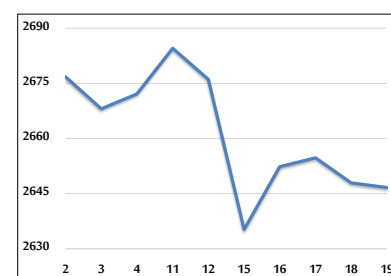
### VALUE TRADED FROM 2/6 TO 19/6/2025



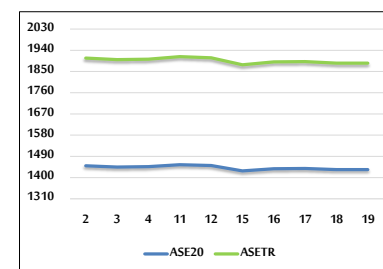
### VALUE TRADED BY SECTOR THURSDAY 19/6/2025



### ASE GENERAL FREE FLOAT WEIGHTED INDEX FROM 2/6 TO 19/6/2025



### ASE20 INDEX & ASETR INDEX FROM 2/6 TO 19/6/2025



### ASE WEIGHTED INDEX FROM 2/6 TO 19/6/2025

