

## Daily Summary for Amman Stock Exchange

### VALUE TRADED (JD)

	2024	2025	NET CHANGE	CHANGE (%)
Daily	3,579,391	8,070,913	4,491,522	125.48%
Cumulative (1/6-18/6)	43,874,368	81,511,489	37,637,121	85.78%
Cumulative (2/1-18/6)	600,650,886	769,027,405	168,376,519	28.03%

### NO. OF SHARES TRADED

	2024	2025	NET CHANGE	CHANGE (%)
Daily	3,412,107	3,948,855	536,748	15.73%
Cumulative (1/6-18/6)	31,377,921	32,213,305	835,384	2.66%
Cumulative (2/1-18/6)	407,914,480	391,746,640	-16,167,840	-3.96%

### NO. OF TRANSACTIONS

	2024	2025	NET CHANGE	CHANGE (%)
Daily	1,799	1,965	166	9.23%
Cumulative (1/6-18/6)	24,239	26,491	2,252	9.29%
Cumulative (2/1-18/6)	266,799	255,090	-11,709	-4.39%

### SOME FINANCIAL RATIOS FOR THE ASE (18/6/2025)

SECTOR	P/E	P/BV	DIVIDEND YIELD (%)	TURNOVER (%)
FINANCIAL	7.552	0.781	6.471	0.058
SERVICES	12.975	1.149	6.203	0.071
INDUSTRY	11.204	1.826	6.689	0.086
OVERALL	8.767	1.070	6.843	0.064

### ASE GENERAL FREE FLOAT WEIGHTED INDEX ASEGI (1999=1000)

	TUESDAY 17/06/2025	WEDNESDAY 18/06/2025	% CHANGE	
			DAY BEFORE	YTD
GENERAL INDEX ASEGI	2654.8	2647.9	-0.26%	6.40%
FINANCIAL	2781.8	2775.3	-0.24%	4.69%
SERVICES	1740.7	1733.5	-0.41%	2.37%
INDUSTRY	6374.0	6372.7	-0.02%	15.21%

### ASE FREE FLOAT WEIGHTED INDEX ASE20 (2014=1000)

	1438.4	1433.7	-0.33%	6.67%
--	--------	--------	--------	-------

### TOTAL RETURN INDEX ASETR (2021=1074)

	1891.7	1885.5	-0.33%	14.86%
--	--------	--------	--------	--------

### ASE WEIGHTED INDEX (1991=1000)

	TUESDAY 17/06/2025	WEDNESDAY 18/06/2025	% CHANGE	
			DAY BEFORE	YTD
GENERAL	5203.2	5193.3	-0.19%	12.08%
BANKS	7163.1	7143.7	-0.27%	9.01%
INSURANCE	1603.3	1606.1	0.17%	16.72%
SERVICES	901.6	896.8	-0.54%	3.83%
INDUSTRY	7920.6	7918.7	-0.02%	17.50%

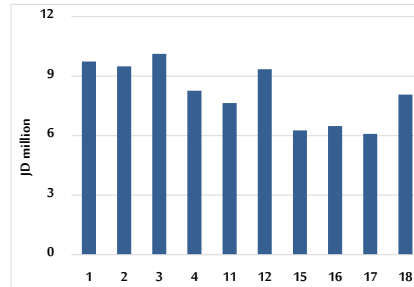
### MARKET INDICES WEIGHTED BY FREE FLOAT MARKET CAP. (2012=1000)

	TUESDAY 17/06/2025	WEDNESDAY 18/06/2025	% CHANGE	
			DAY BEFORE	YTD
FIRST MARKET	1492.3	1487.8	-0.30%	6.61%
SECOND MARKET	853.9	856.8	0.33%	2.91%

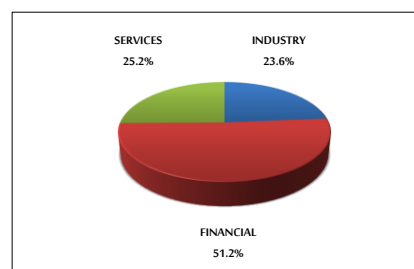
### MARKET CAPITALIZATION (JD)

	19,590,199,906	19,556,180,322	-0.17%	10.76%
--	----------------	----------------	--------	--------

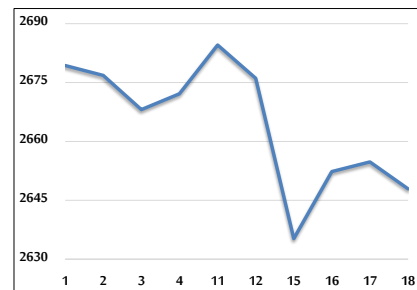
### VALUE TRADED FROM 1/6 TO 18/6/2025



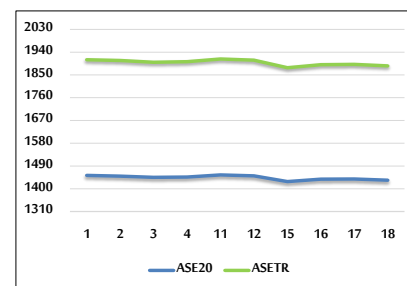
### VALUE TRADED BY SECTOR WEDNESDAY 18/6/2025



### ASE GENERAL FREE FLOAT WEIGHTED INDEX FROM 1/6 TO 18/6/2025



### ASE20 INDEX & ASETR INDEX FROM 1/6 TO 18/6/2025



### ASE WEIGHTED INDEX FROM 1/6 TO 18/6/2025

