

Daily Summary for Amman Stock Exchange

VALUE TRADED (JD)

	2024	2025	NET CHANGE	CHANGE (%)
Daily	4,584,213	6,090,676	1,506,463	32.86%
Cumulative (1/6-17/6)	40,294,977	73,440,576	33,145,599	82.26%
Cumulative (2/1-17/6)	597,071,495	760,956,492	163,884,997	27.45%

NO. OF SHARES TRADED

	2024	2025	NET CHANGE	CHANGE (%)
Daily	3,146,563	2,427,391	-719,172	-22.86%
Cumulative (1/6-17/6)	27,965,814	28,264,450	298,636	1.07%
Cumulative (2/1-17/6)	404,502,373	387,797,785	-16,704,588	-4.13%

NO. OF TRANSACTIONS

	2024	2025	NET CHANGE	CHANGE (%)
Daily	2,307	2,051	-256	-11.10%
Cumulative (1/6-17/6)	22,440	24,526	2,086	9.30%
Cumulative (2/1-17/6)	265,000	253,125	-11,875	-4.48%

SOME FINANCIAL RATIOS FOR THE ASE (17/6/2025)

SECTOR	P/E	P/BV	DIVIDEND YIELD (%)	TURNOVER (%)
FINANCIAL	7.569	0.783	6.456	0.021
SERVICES	13.040	1.154	6.172	0.095
INDUSTRY	11.204	1.826	6.689	0.049
OVERALL	8.783	1.072	6.830	0.039

ASE GENERAL FREE FLOAT WEIGHTED INDEX ASEGI (1999=1000)

	MONDAY 16/06/2025	TUESDAY 17/06/2025	% CHANGE	
			DAY BEFORE	YTD
GENERAL INDEX ASEGI	2652.3	2654.8	0.09%	6.67%
FINANCIAL	2776.6	2781.8	0.19%	4.94%
SERVICES	1743.2	1740.7	-0.14%	2.80%
INDUSTRY	6372.4	6374.0	0.03%	15.23%

ASE FREE FLOAT WEIGHTED INDEX ASE20 (2014=1000)

	1437.7	1438.4	0.05%	7.03%
--	--------	--------	-------	-------

TOTAL RETURN INDEX ASETR (2021=1074)

	1890.7	1891.7	0.05%	15.24%
--	--------	--------	-------	--------

ASE WEIGHTED INDEX (1991=1000)

	MONDAY 16/06/2025	TUESDAY 17/06/2025	% CHANGE	
			DAY BEFORE	YTD
GENERAL	5212.2	5203.2	-0.17%	12.29%
BANKS	7176.5	7163.1	-0.19%	9.31%
INSURANCE	1607.6	1603.3	-0.27%	16.52%
SERVICES	901.7	901.6	-0.01%	4.40%
INDUSTRY	7936.8	7920.6	-0.20%	17.53%

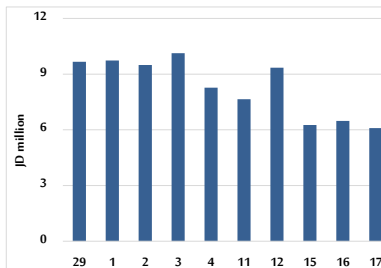
MARKET INDICES WEIGHTED BY FREE FLOAT MARKET CAP. (2012=1000)

	MONDAY 16/06/2025	TUESDAY 17/06/2025	% CHANGE	
			DAY BEFORE	YTD
FIRST MARKET	1491.5	1492.3	0.06%	6.93%
SECOND MARKET	848.4	853.9	0.66%	2.57%

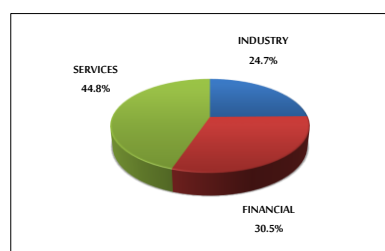
MARKET CAPITALIZATION (JD)

	19,622,920,435	19,590,199,906	-0.17%	10.96%
--	----------------	----------------	--------	--------

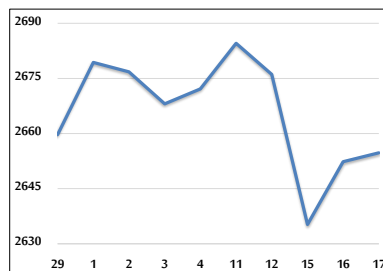
VALUE TRADED FROM 29/5 TO 17/6/2025



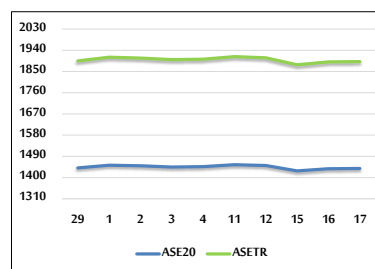
VALUE TRADED BY SECTOR TUESDAY 17/6/2025



ASE GENERAL FREE FLOAT WEIGHTED INDEX FROM 29/5 TO 17/6/2025



ASE20 INDEX & ASETR INDEX FROM 29/5 TO 17/6/2025



ASE WEIGHTED INDEX FROM 29/5 TO 17/6/2025

