

Daily Summary for Amman Stock Exchange

VALUE TRADED (JD)

	2024	2025	NET CHANGE	CHANGE (%)
Daily	3,624,254	6,479,518	2,855,264	78.78%
Cumulative (1/6-16/6)	35,710,764	67,349,900	31,639,136	88.60%
Cumulative (2/1-16/6)	592,487,282	754,865,816	162,378,534	27.41%

NO. OF SHARES TRADED

	2024	2025	NET CHANGE	CHANGE (%)
Daily	2,269,816	2,728,330	458,514	20.20%
Cumulative (1/6-16/6)	24,819,251	25,837,059	1,017,808	4.10%
Cumulative (2/1-16/6)	401,355,810	385,370,394	-15,985,416	-3.98%

NO. OF TRANSACTIONS

	2024	2025	NET CHANGE	CHANGE (%)
Daily	1,928	2,320	392	20.33%
Cumulative (1/6-16/6)	20,133	22,475	2,342	11.63%
Cumulative (2/1-16/6)	262,693	251,074	-11,619	-4.42%

SOME FINANCIAL RATIOS FOR THE ASE (16/6/2025)

SECTOR	P/E	P/BV	DIVIDEND YIELD (%)	TURNOVER (%)
FINANCIAL	7.582	0.784	6.446	0.030
SERVICES	13.039	1.154	6.172	0.083
INDUSTRY	11.230	1.830	6.674	0.056
OVERALL	8.799	1.074	6.818	0.044

ASE GENERAL FREE FLOAT WEIGHTED INDEX ASEGI (1999=1000)

	SUNDAY 15/06/2025	MONDAY 16/06/2025	% CHANGE	
			DAY BEFORE	YTD
GENERAL INDEX ASEGI	2635.3	2652.3	0.65%	6.57%
FINANCIAL	2756.0	2776.6	0.75%	4.74%
SERVICES	1737.9	1743.2	0.31%	2.94%
INDUSTRY	6338.0	6372.4	0.54%	15.21%

ASE FREE FLOAT WEIGHTED INDEX ASE20 (2014=1000)

	1428.4	1437.7	0.65%	6.97%
--	--------	--------	-------	-------

TOTAL RETURN INDEX ASETR (2021=1074)

	1878.4	1890.7	0.65%	15.18%
--	--------	--------	-------	--------

ASE WEIGHTED INDEX (1991=1000)

	SUNDAY 15/06/2025	MONDAY 16/06/2025	% CHANGE	
			DAY BEFORE	YTD
GENERAL	5169.0	5212.2	0.84%	12.49%
BANKS	7090.1	7176.5	1.22%	9.51%
INSURANCE	1606.1	1607.6	0.10%	16.83%
SERVICES	896.3	901.7	0.60%	4.40%
INDUSTRY	7898.0	7936.8	0.49%	17.77%

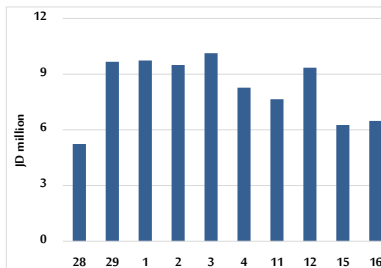
MARKET INDICES WEIGHTED BY FREE FLOAT MARKET CAP. (2012=1000)

	SUNDAY 15/06/2025	MONDAY 16/06/2025	% CHANGE	
			DAY BEFORE	YTD
FIRST MARKET	1482.0	1491.5	0.64%	6.87%
SECOND MARKET	845.8	848.4	0.31%	1.90%

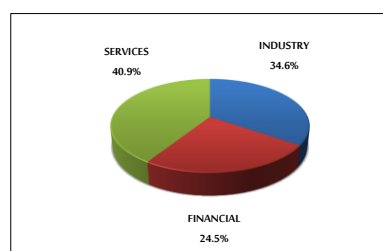
MARKET CAPITALIZATION (JD)

	19,471,355,346	19,622,920,435	0.78%	11.14%
--	----------------	----------------	-------	--------

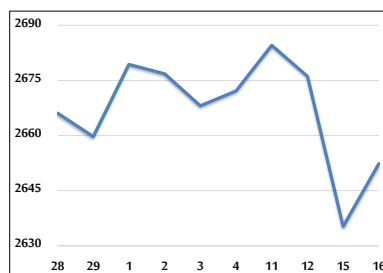
VALUE TRADED FROM 28/5 TO 16/6/2025



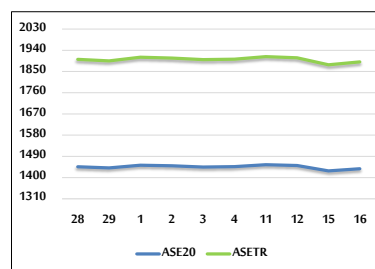
VALUE TRADED BY SECTOR MONDAY 16/6/2025



ASE GENERAL FREE FLOAT WEIGHTED INDEX FROM 28/5 TO 16/6/2025



ASE20 INDEX & ASETR INDEX FROM 28/5 TO 16/6/2025



ASE WEIGHTED INDEX FROM 28/5 TO 16/6/2025

