

## Daily Summary for Amman Stock Exchange

### VALUE TRADED (JD)

	2024	2025	NET CHANGE	CHANGE (%)
Daily	5,284,666	6,263,007	978,341	18.51%
Cumulative (1/6-15/6)	32,086,510	60,870,382	28,783,872	89.71%
Cumulative (2/1-15/6)	588,863,028	748,386,298	159,523,270	27.09%

### NO. OF SHARES TRADED

	2024	2025	NET CHANGE	CHANGE (%)
Daily	3,518,940	2,452,132	-1,066,808	-30.32%
Cumulative (1/6-15/6)	22,549,435	23,108,729	559,294	2.48%
Cumulative (2/1-15/6)	399,085,994	382,642,064	-16,443,930	-4.12%

### NO. OF TRANSACTIONS

	2024	2025	NET CHANGE	CHANGE (%)
Daily	2,400	2,677	277	11.54%
Cumulative (1/6-15/6)	18,205	20,155	1,950	10.71%
Cumulative (2/1-15/6)	260,765	248,754	-12,011	-4.61%

### SOME FINANCIAL RATIOS FOR THE ASE (15/6/2025)

SECTOR	P/E	P/BV	DIVIDEND YIELD (%)	TURNOVER (%)
FINANCIAL	7.498	0.776	6.517	0.029
SERVICES	12.984	1.149	6.199	0.072
INDUSTRY	11.173	1.821	6.707	0.046
OVERALL	8.726	1.065	6.875	0.040

### ASE GENERAL FREE FLOAT WEIGHTED INDEX ASEGI (1999=1000)

	THURSDAY 12/06/2025	SUNDAY 15/06/2025	% CHANGE	
			DAY BEFORE	YTD
GENERAL INDEX ASEGI	2676.1	2635.3	-1.53%	5.89%
FINANCIAL	2802.1	2756.0	-1.65%	3.96%
SERVICES	1758.0	1737.9	-1.15%	2.63%
INDUSTRY	6409.0	6338.0	-1.11%	14.58%

### ASE FREE FLOAT WEIGHTED INDEX ASE20 (2014=1000)

	1451.1	1428.4	-1.57%	6.28%
--	--------	--------	--------	-------

### TOTAL RETURN INDEX ASETR (2021=1074)

	1908.3	1878.4	-1.57%	14.43%
--	--------	--------	--------	--------

### ASE WEIGHTED INDEX (1991=1000)

	THURSDAY 12/06/2025	SUNDAY 15/06/2025	% CHANGE	
			DAY BEFORE	YTD
GENERAL	5261.8	5169.0	-1.76%	11.56%
BANKS	7258.1	7090.1	-2.31%	8.19%
INSURANCE	1610.5	1606.1	-0.28%	16.72%
SERVICES	908.2	896.3	-1.31%	3.78%
INDUSTRY	8002.3	7898.0	-1.30%	17.20%

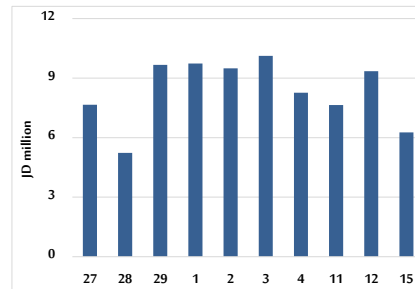
### MARKET INDICES WEIGHTED BY FREE FLOAT MARKET CAP. (2012=1000)

	THURSDAY 12/06/2025	SUNDAY 15/06/2025	% CHANGE	
			DAY BEFORE	YTD
FIRST MARKET	1504.6	1482.0	-1.50%	6.19%
SECOND MARKET	860.8	845.8	-1.75%	1.58%

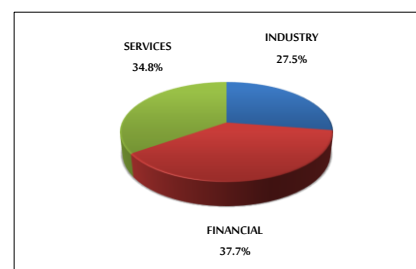
### MARKET CAPITALIZATION (JD)

	19,795,186,462	19,471,355,346	-1.64%	10.28%
--	----------------	----------------	--------	--------

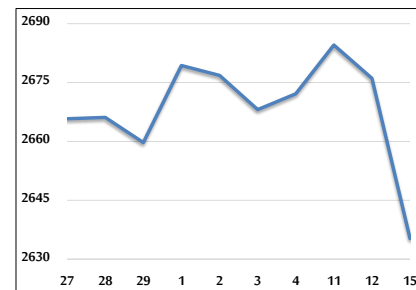
### VALUE TRADED FROM 27/5 TO 15/6/2025



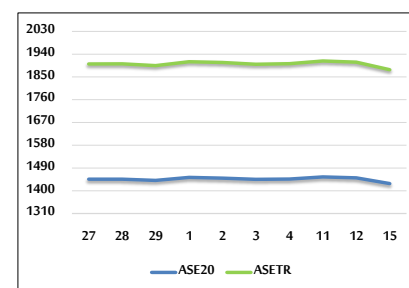
### VALUE TRADED BY SECTOR SUNDAY 15/6/2025



### ASE GENERAL FREE FLOAT WEIGHTED INDEX FROM 27/5 TO 15/6/2025



### ASE20 INDEX & ASETR INDEX FROM 27/5 TO 15/6/2025



### ASE WEIGHTED INDEX FROM 27/5 TO 15/6/2025

